



Dear Wonderful, Marvelous Preschoolers,

We have prepared some fabulous fun for you while you are away.

Please note that there are many activities to choose from. Please feel free to complete as many pages as you choose but we are hoping you can do at least 2 a day.

We have also attached a calendar of fun open ended activities (use your imaginations) ... please complete at least 10 or challenge yourself to complete more 😊.

There are websites listed as well to help pass the time.

Please use this opportunity to go outside and enjoy nature and your families. Read books, play games, have conversations.

If you have any questions or concerns please feel free to email us at school healysa@fpsk6.org or spanarellida@fpsk6.org ... we will check back often.

Thank you for your continued support.

Be Safe and Be Well!!

XoXoXo

Miss Sue & Miss Donna



My "Cool School" Preschool Calendar

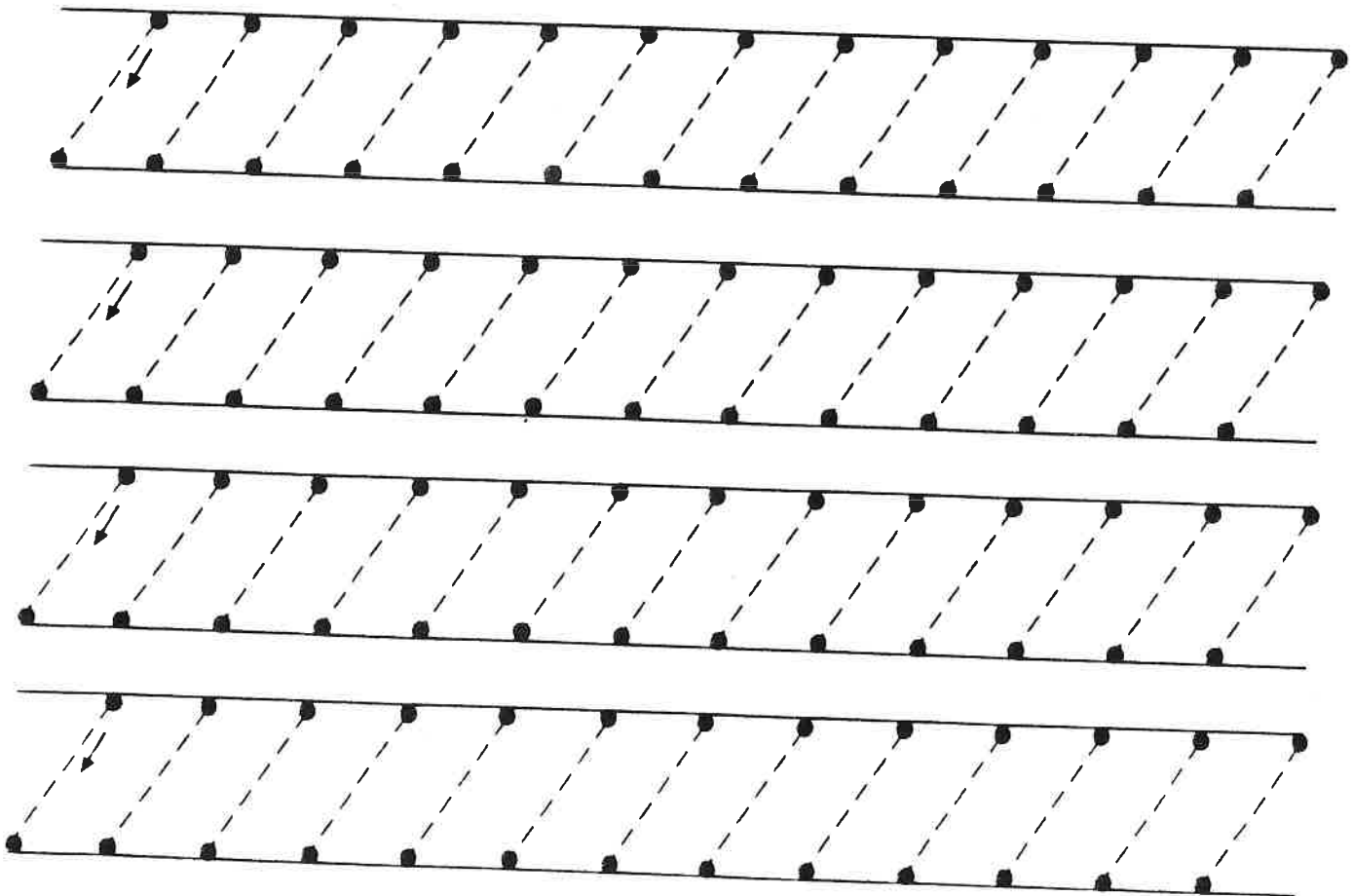

***PICK 10 ACTIVITIES! X OUT THE BOXES YOU COMPLETE**

MONDAY	TUESDAY	WEDNESDAY	THURSDAY	FRIDAY
SAY THE DAYS OF THE WEEK! <i>sing TO HELP YOU</i>	WRITE THE ALPHABET IN CAPITAL LETTERS	FILL A TRAY WITH SAND OR RICE WRITE YOUR FIRST AND LAST NAME	FIND ALL THE SQUARES IN ONE ROOM OF YOUR HOUSE	GO ON A LETTER HUNT! FIND THE LETTER "N"
SET THE TABLE COUNT ENOUGH PLATES, FORKS, AND NAPKINS	TELL SOMEONE WHAT YOU WOULD DO IF YOU FOUND A POT OF GOLD	BOUNCE A BALL FIVE TIMES WITH ONE HAND AND THEN THE OTHER	WRITE YOUR NAME 5 TIMES EACH WITH A DIFFERENT CRAYON	GO OUTSIDE FOR ONE MINUTE AND LISTEN NAME ALL THE SOUNDS YOU HEAR
NAME 10 THINGS LARGER THAN A REFRIGERATOR	DRAW A PICTURE OF YOUR FAVORITE ANIMAL	MEASURE THE PEOPLE IN YOUR FAMILY. WHO IS THE TALLEST AND SHORTEST?	DRAW A PICTURE OF WHAT YOU WANT TO BE WHEN YOU GROW UP	LISTEN TO A STORY DRAW YOUR FAVORITE PART
WRITE THE NUMBERS FROM 1-20	NAME TWO WORDS THAT RHYME WITH "CAKE"	GO ON A LETTER HUNT FIND THE LETTER "E"	LOOK OUT YOUR WINDOW. NAME 5 THINGS YOU SEE	HOP LIKE A BUNNY 10 TIMES. NOW TRY 20

Beginning Writing Skills

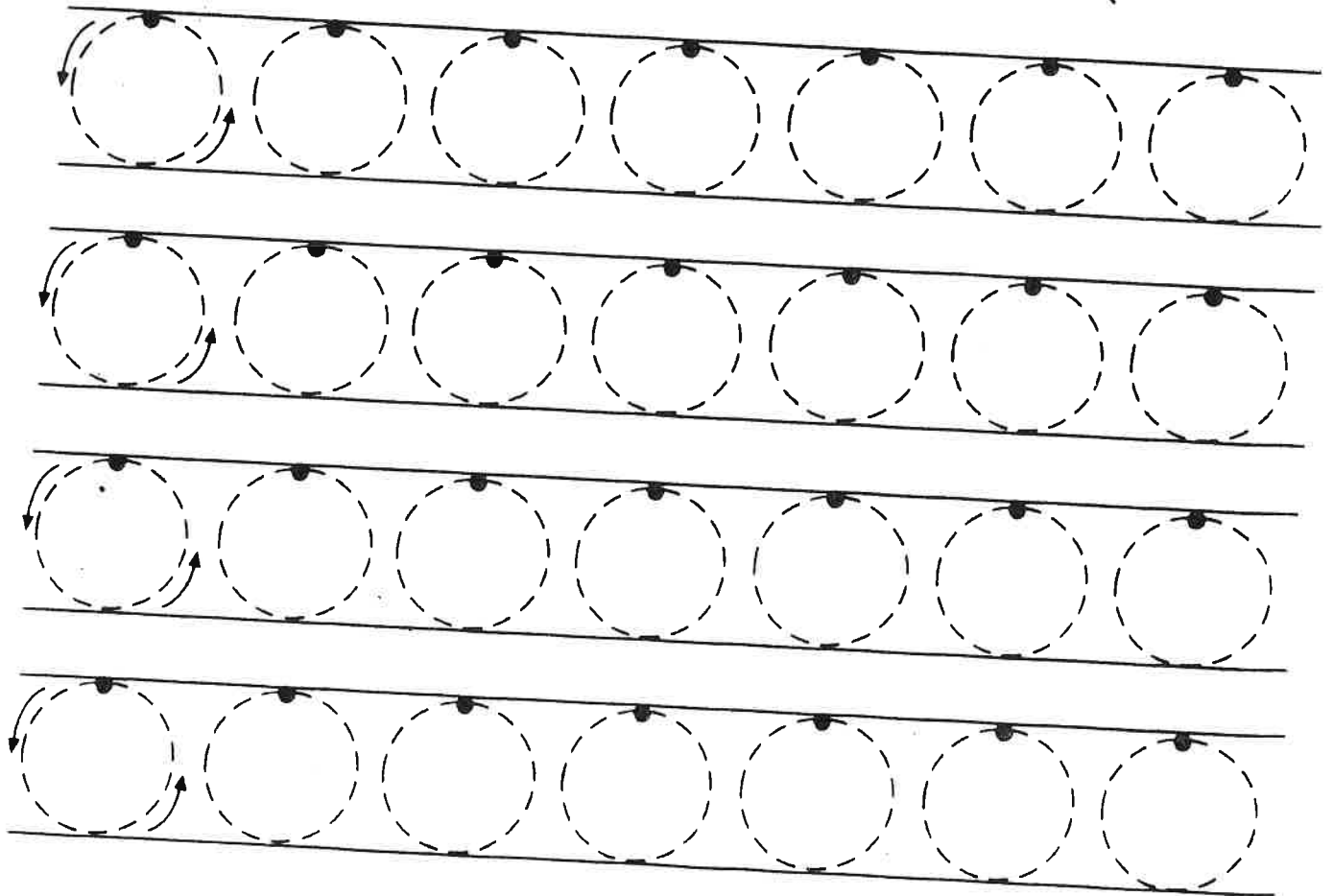

Start at the **TOP** dot and end at the **BOTTOM** dot.

Remember when writing letters we always start at the **TOP** and write **DOWN**.



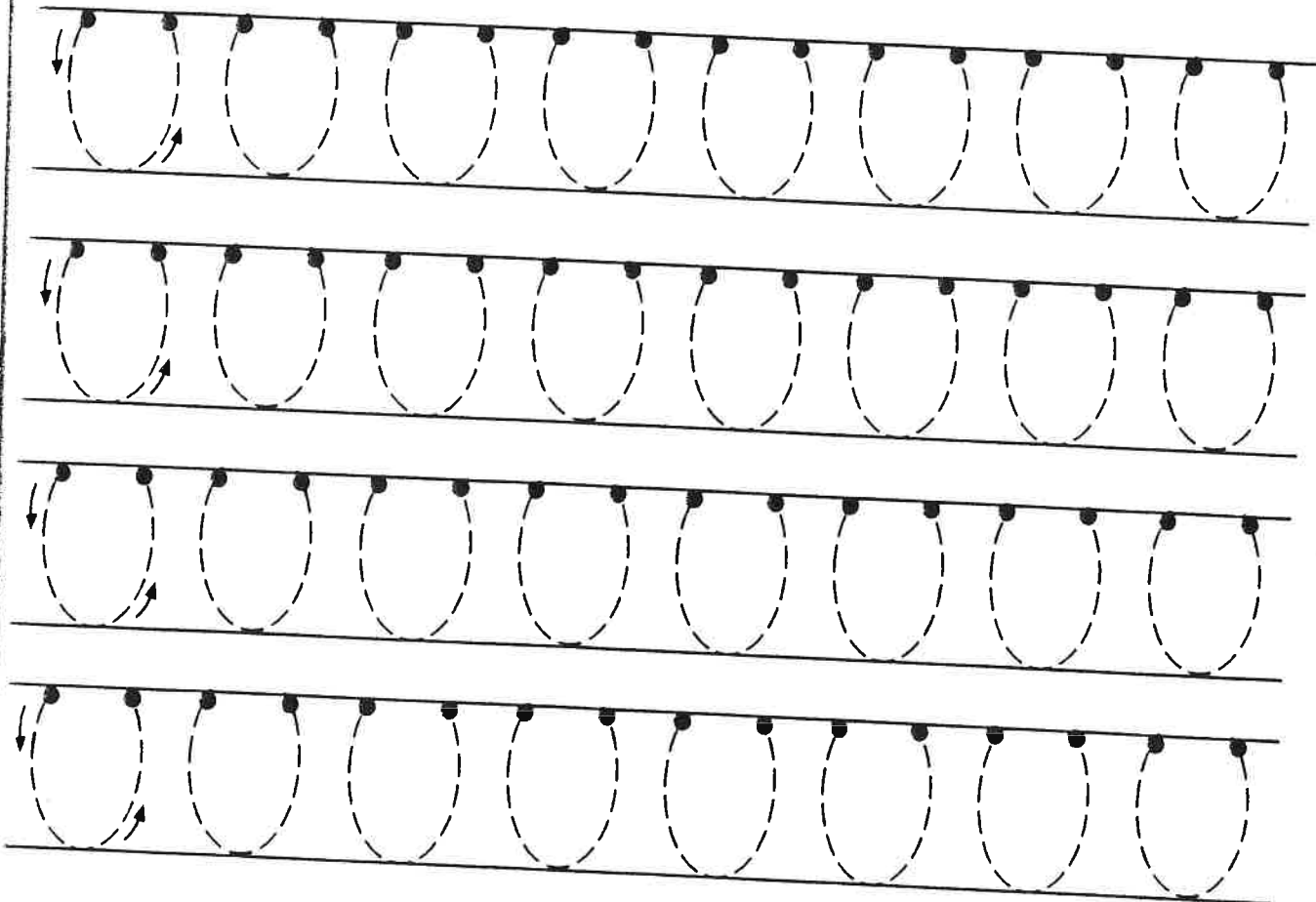
Beginning Writing Skills

Start at the TOP dot and in one motion without stopping end at the same TOP dot.
Remember when writing letters we always start at the TOP and write DOWN and AROUND



Beginning Writing Skills

Start at the TOP dot and in one motion without stopping end at the same TOP dot.
Remember when writing letters we always start at the TOP and write DOWN and AROUND


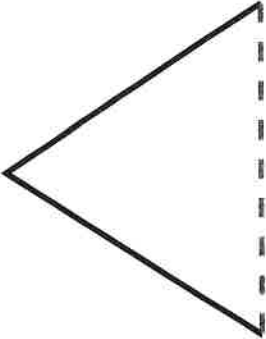


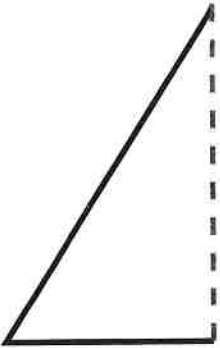

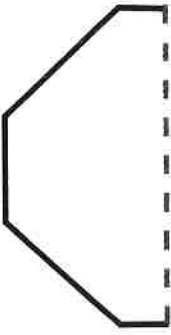



Name _____

Shapes

ABC • 123 • ABC • 123 • ABC • 123 • ABC • 123 • ABC • 123 • ABC • 123 • ABC • 123 • ABC

Finish the Shapes

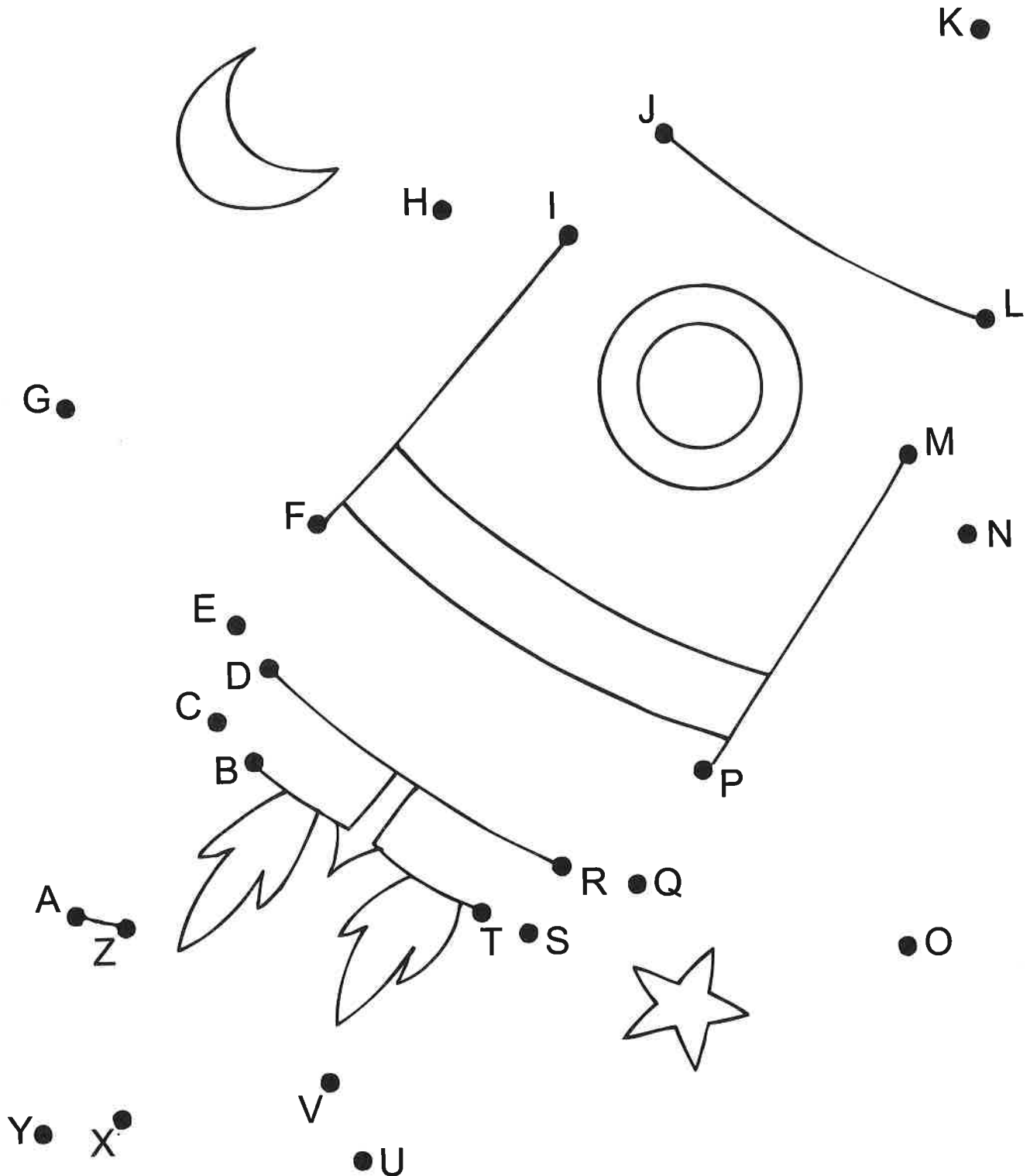
Name _____

























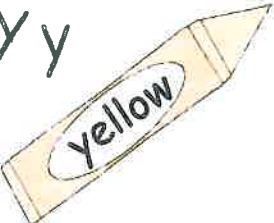

Alphabet

ABC • 123 • ABC • 123 • ABC • 123 • ABC • 123 • ABC • 123 • ABC • 123 • ABC • 123 • ABC

Uppercase ABC Dot-to-Dot

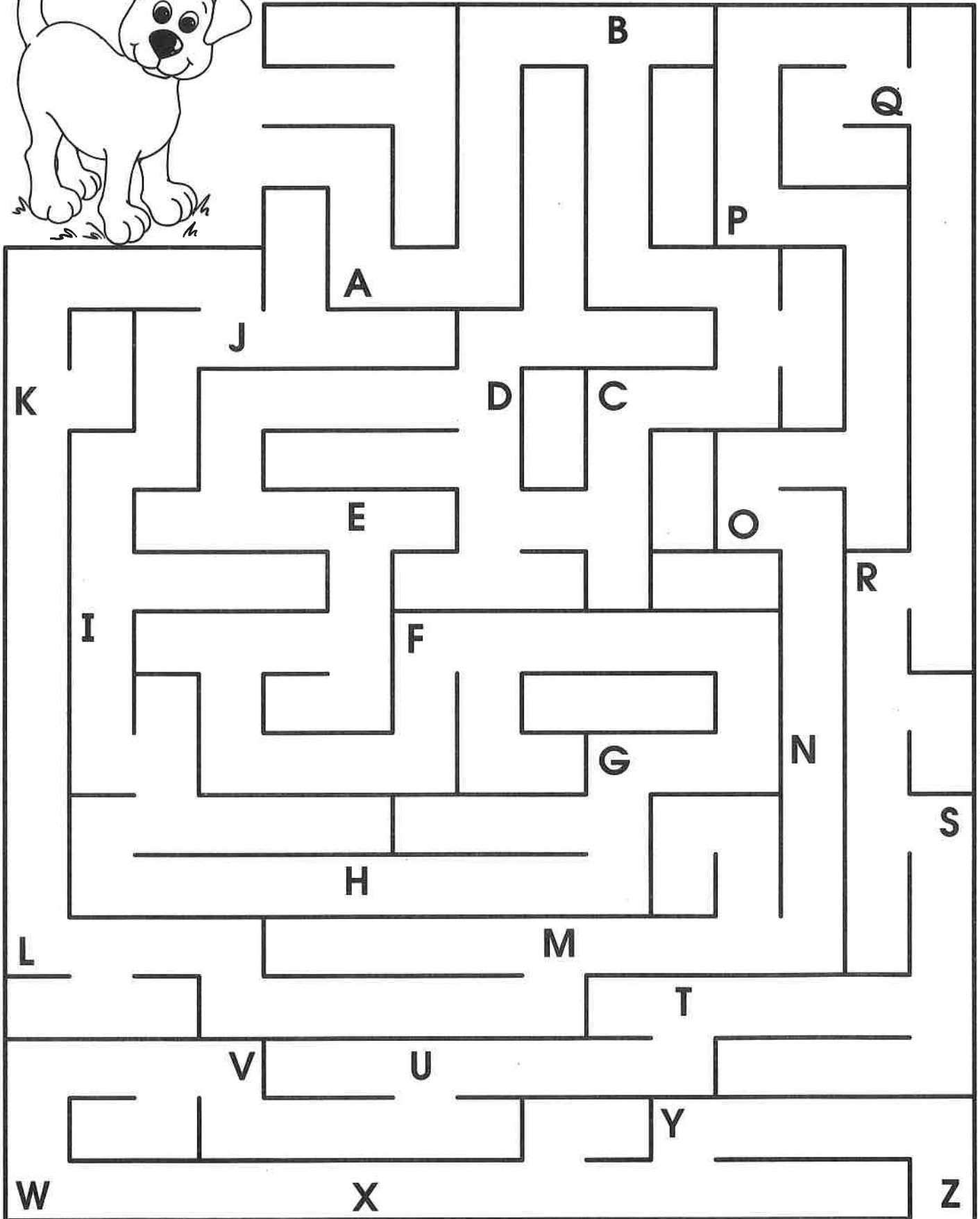

Connect the dots in alphabetical order.



Aa 	Bb 	Cc 	Dd 
Ee 	Ff 	Gg 	Hh 
Ii 	Jj 	Kk 	Ll 
Mm 	Nn 	Oo 	Pp 
Qq 	Rr 	Ss 	Tt 
Uu 	Vv 	Ww 	Xx 
Yy 	Zz 	<h1>Alphabet Chart</h1>	

Alphabet Maze

Help the dog get to the letter Z to find the bone.



Name _____

ABC • 123 • ABC • 123 • ABC • 123 • ABC • 123 • ABC • 123 • ABC • 123 • ABC • 123 • ABC

ABC Order/Uppercase

Write the missing letters on the lines in alphabetical order.

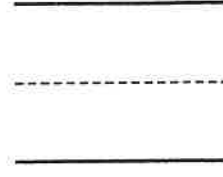
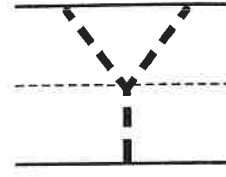
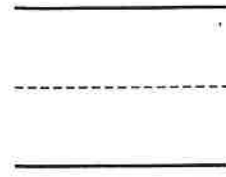
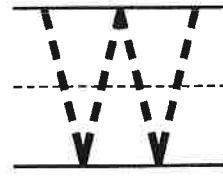
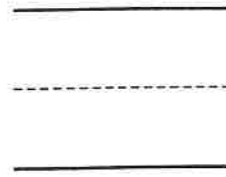
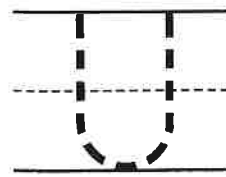
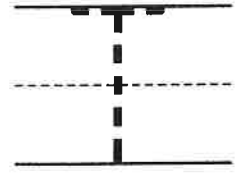
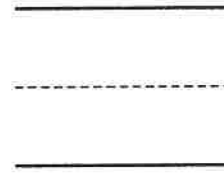
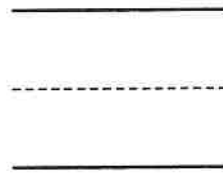
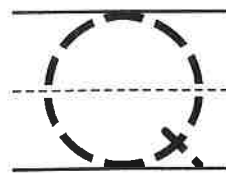
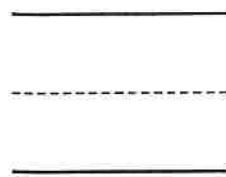
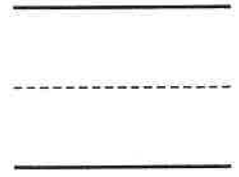
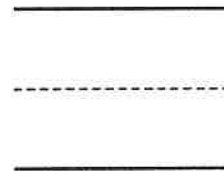
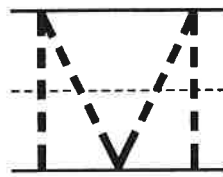
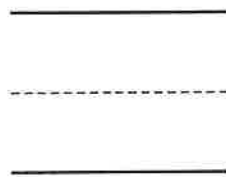
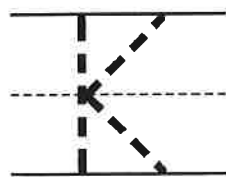
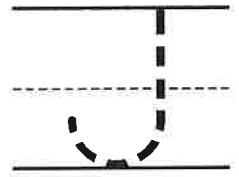
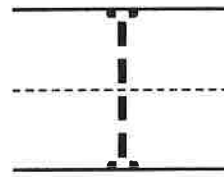
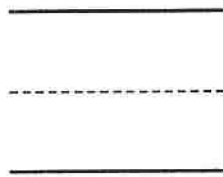
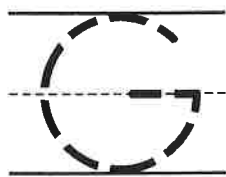
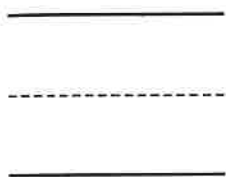
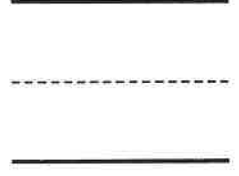
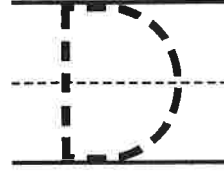
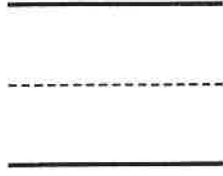
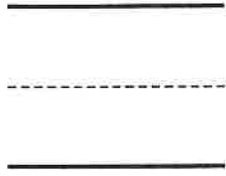
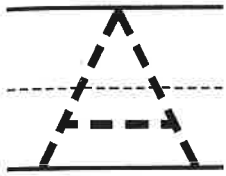
_____	B	_____	D
_____	F	G	_____
J	_____	L	_____
_____	P	_____	R
S	_____	U	_____
_____	X	_____	Z

Name _____

Review

What's Missing?

Write the capital letters in order.




Name: _____

Uppercase Alphabet

Dot-to-Dot

Connect the dots and color.



Name: _____

I Can Print The Alphabet

A B C D E

F G H I J K

L M N O P

Q R S T U

V W X Y Z

CAPITAL LETTERS FOR ME

A B C D E F G H I

J K L M N O P Q R

S T U V W X Y Z




Name: _____

Numbers up to 20




Write the numbers 0 to 20.

	1		3			6
			10			13
	15				19	

Color the square with 16 dots.




Color the square with 9 dots.


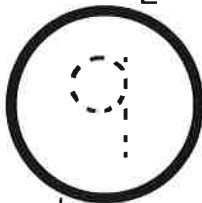

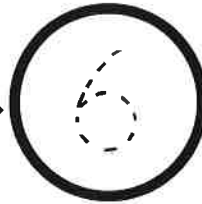
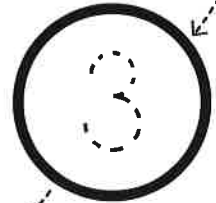
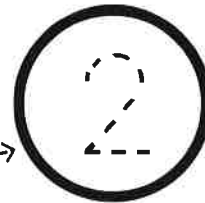


Name: _____

Counting Butterfly



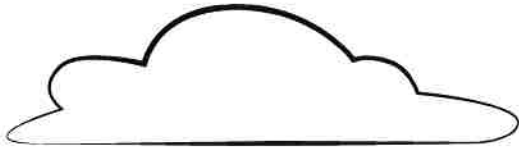
Help the butterfly find the flower.
Count to 10. Fill in the missing numbers.



Name: _____

Dot-to-Dot

Connect the dots and color.



5

3

4

6

2



12

7

13

11

8

1

20

17

16

10

9

19



18

15

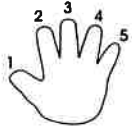


14

Name _____

Ten: comparing sets

Counting Toys



Count.



Circle the set that has more.



--	--



--	--



--	--

Name _____

Nine: comparing sets

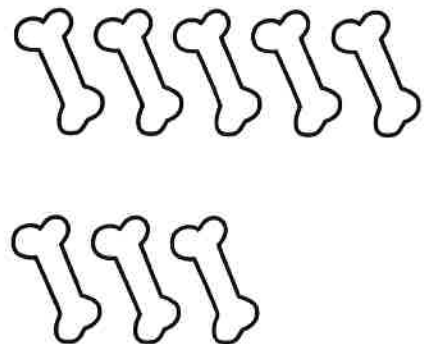
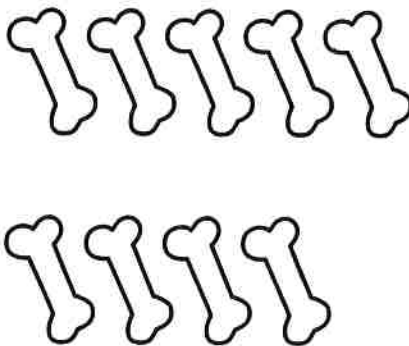

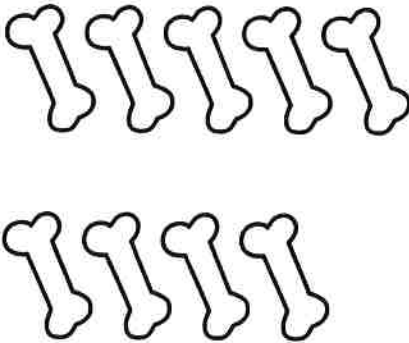
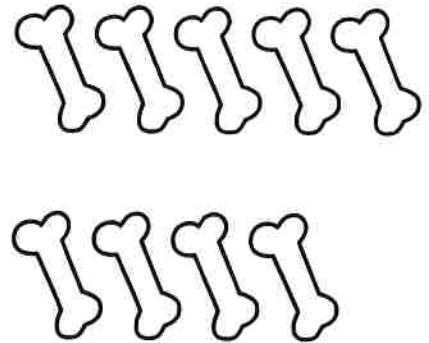
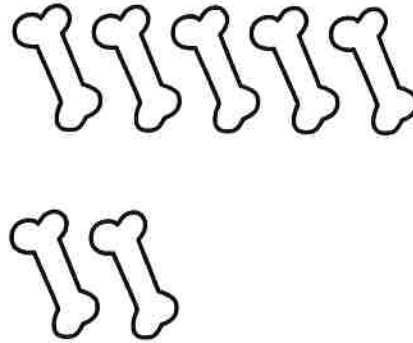
Counting Bones



Count.




Circle the set that has fewer.



Circle the picture in each row that takes **more** time.


MORE



Name _____



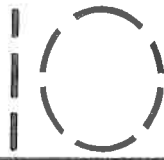

Say the name of the number as you trace it.
How high can you count?




	1	2
3	4	5
6	7	8
9	10	11
12	13	14
15	16	17
18	19	20



each number. and the numbers in the correct spaces. Say the numbers backwards for countdown!



Best Bowler



Cut.



Glue the missing numbers.

1		3
---	--	---

	8	9
--	---	---

6	7	
---	---	--

2		4
---	--	---

	5	6
--	---	---

8	9	
---	---	--


 Write the missing numbers.

3, ____, 5, ____, 7, 8, ____

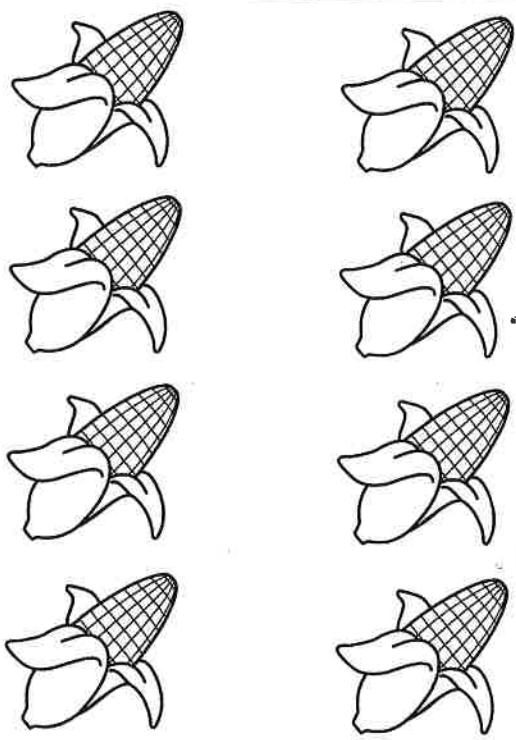
Bonus: Write these numbers from least to greatest: 6, 2, 7, 5, 1, 3

3	2	4	7	10	8
---	---	---	---	----	---


Count the items in each box. Circle the correct number.



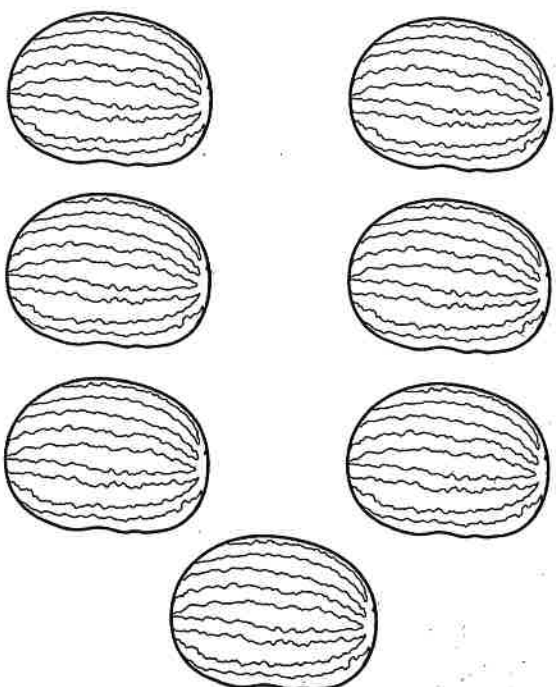
6 7 8



10 8 6

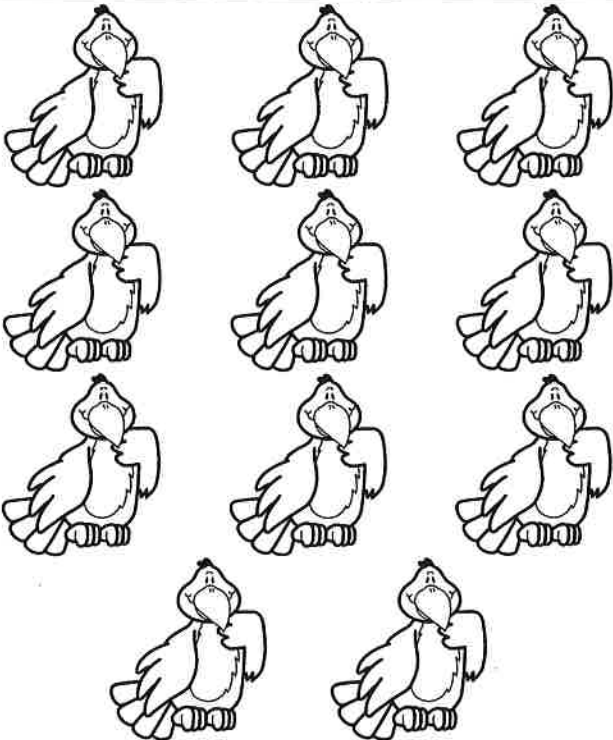


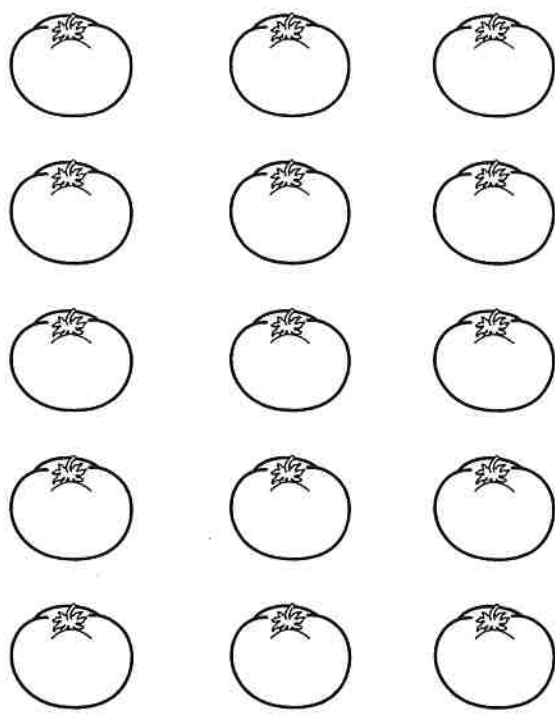


8 9 6




7 10 8

Count the items in each box. Circle the correct number.

 <p>12 11 14</p>	 <p>13 15 11</p>
 <p>11 12 15</p>	 <p>15 14 13</p>


Count the items in each box. Circle the correct number.



20

17

16



18

19

17


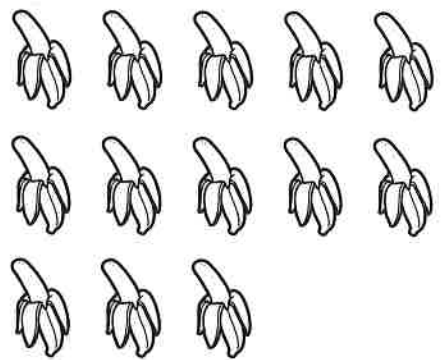
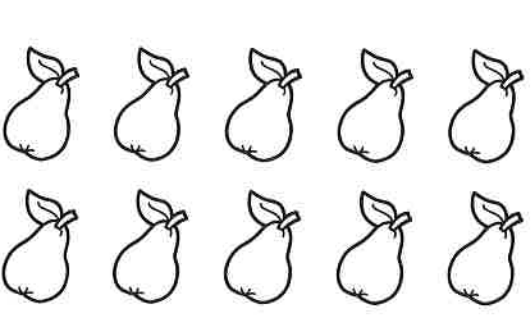


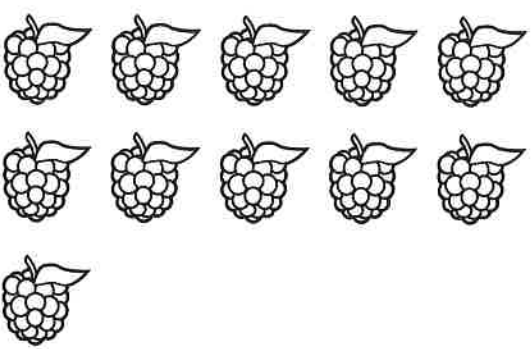
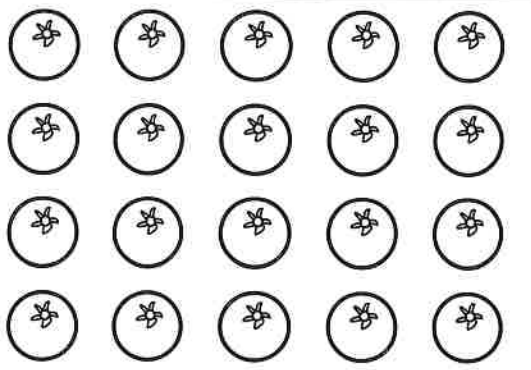
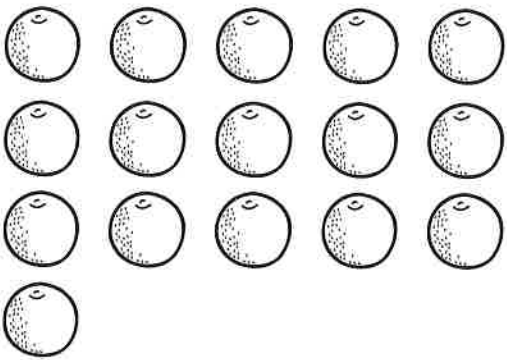
Name _____

Tasty Snack



Count.

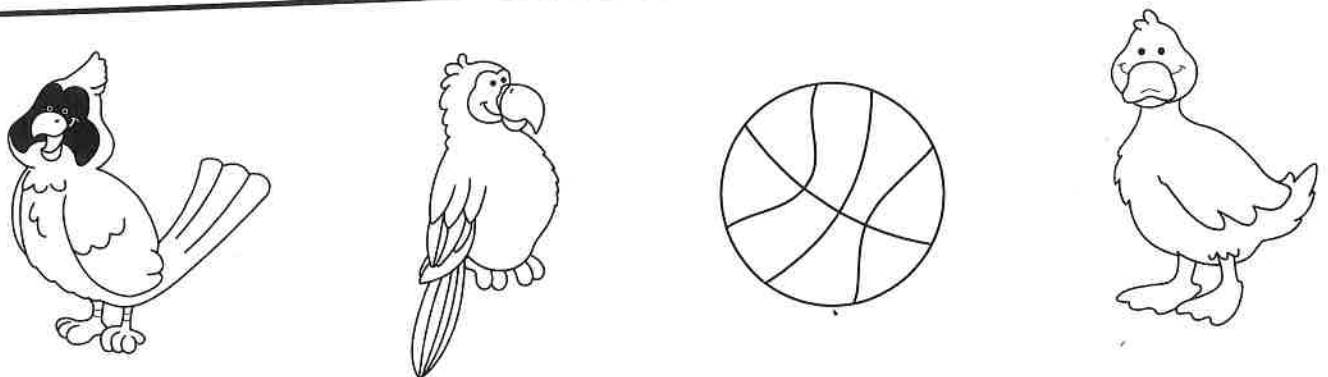
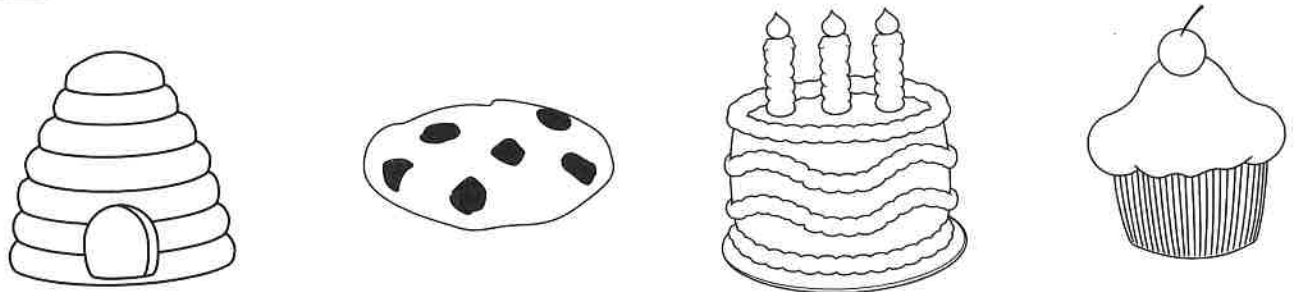
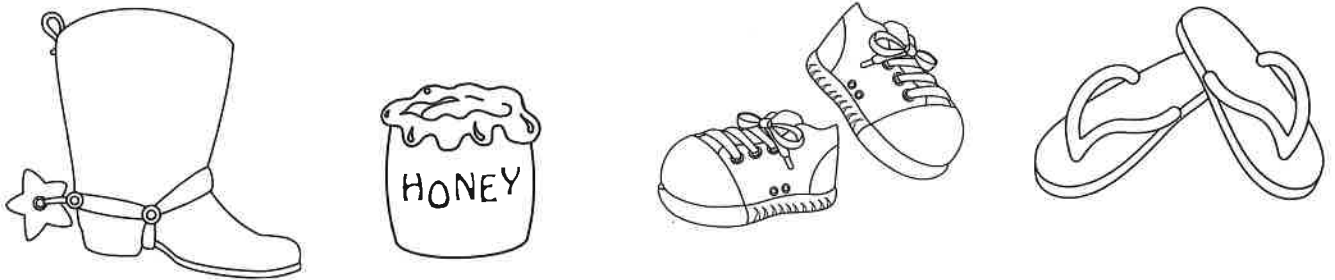
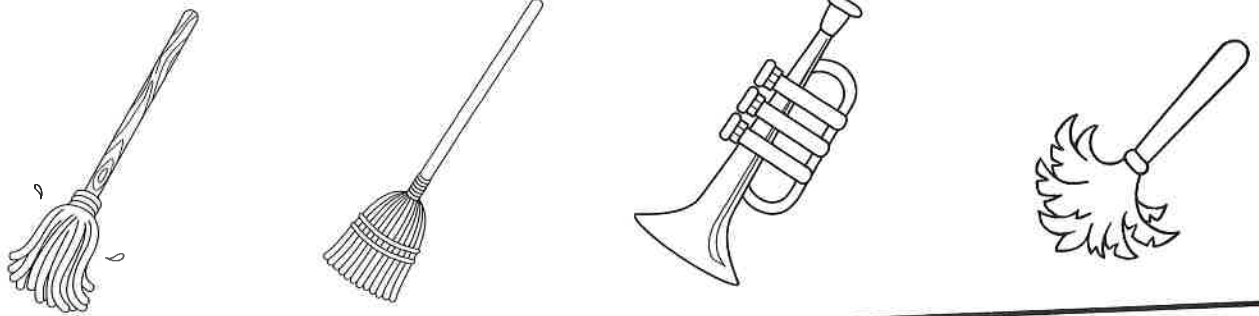
 Circle to show how many.

	<p>15</p>		<p>11</p>
	<p>8</p>		<p>18</p>
	<p>12</p>		<p>9</p>
	<p>20</p>		<p>16</p>
	<p>17</p>		<p>13</p>

Name _____

Recognizing Things That Do Not Belong


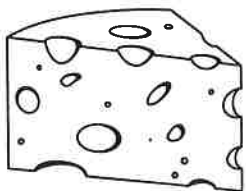
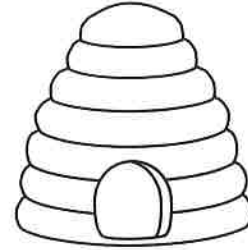



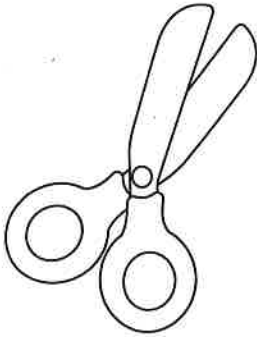
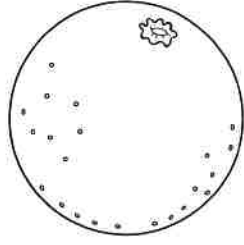
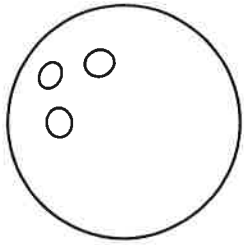
Color the three objects that go together in each row.




Name _____


Recognizing Things That Do Not Belong

Draw a line to match the two objects that go together in each group. Color the matching objects the same color.





Name _____

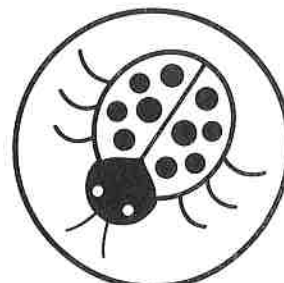
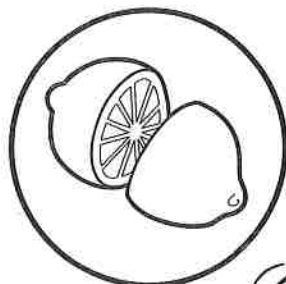
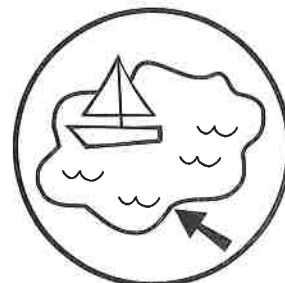
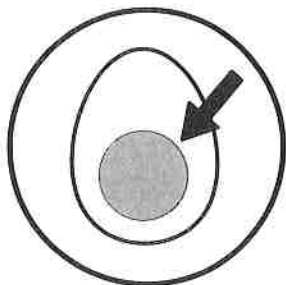
 Color by the code.



Color Code

l as in  — yellow

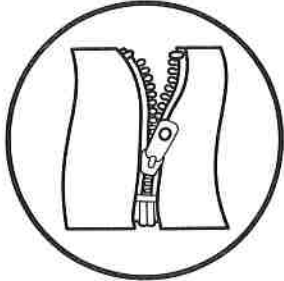
y as in  — red




Name _____


Mm, Zz

 Color by the code.



Color Code

m as in  — blue

z as in  — orange

