

Day 9

Fundations - Practice tapping, writing, and reading CVC words. Try using the words in a sentence. Use the words: zap, tax, wet, bet, bit, job.

Sight Words - Refer back to the Sight Word list and games from Day 1.

Journal - What is your favorite part of Kindergarten? Write a sentence and draw a picture.

Math - Complete Concept Sort Shapes. Complete worksheet for the number 9.

Social Studies - Read *Community Helpers* to your child and talk about it.

Science - Tally and graph the weather. Use the graph and tally sheet from Day 1.

Guided Reading - Continue to read your books in your bag. Log onto www.raz-kids.com and read a story. Answer the comprehension questions.

Websites where you can find additional activities for your child include:

www.starfall.com

www.abcya.com

www.Storylineonline.net

www.raz-kids.com

Journal

 _____

 _____

 _____

 _____

 _____

 _____

 _____

 _____

 _____

 _____

 _____

 _____

 _____

 _____

 _____

 _____



WAAAA



WAAAA



WAAAA



WAAAA



WAAAA



WAAAA







Concept Sort Shapes

Sort
4



Cut the picture tiles on the dotted line.

Concept Sort Shapes

Sort the picture tiles into the correct category. Glue the tiles in place.

Name _____

nine

Color in the correct number of boxes:

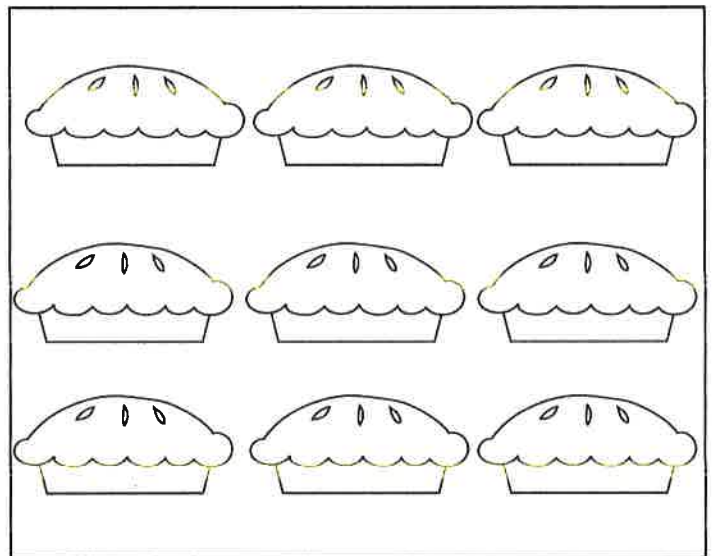


nine nine nine


Circle all the number 9s:

1	9	2	9	9	3
8	4	7	9	1	
6	4	9	5	0	2
9	9	3	7	9	

Color nine:




Write in the missing numbers:



LEVELLED BOOK • D

Community Helpers



Written by Kira Freed

BRITISH ENGLISH

www.readinga-z.com

Community Helpers

A Reading A-Z Level D Levelled Book • Word Count: 108



Reading A-Z

Visit www.readinga-z.com for thousands of books and materials.

Community Helpers



Written by Kira Freed

www.readinga-z.com

www.readinga-z.com

All rights reserved.

Written by Kira Freed
© Learning A-Z
Level D Levelled Book
Community Helpers

Photo Credits:
Front cover (right), title page (right), page 7: © Brand X Pictures; page 8: © Photodisc; front cover (left), page 9: © iStockphoto.com/Izabela Habur; back cover, page 10: © iStockphoto.com/Terry J. Alcorn; title page (left), pages 3 (right), 4, 6: © Photodisc/Getty Images; pages 3 (left), 5: © Glyn Jones/Corbis



Who are the helpers
in our community?
Let's meet some of them.


Community Helpers • Level D

3



This is a
police officer.
She is an important helper.
She lives in our community.

4



This is a
construction worker.
He is an important helper.
He lives in our community.

Community Helpers • Level D

5



This is a doctor.
She is an important helper.
She lives in our community.

6



This is a teacher.
He is an important helper.
He lives in our community.



This is a firefighter.
He is an important helper.
He lives in our community.



This is a baker.
He is an important helper.
He lives in our community.

Community Helpers • Level D

9

This is an assistance dog.
She is an
important helper too.



10