

Day 8

Fundations - Practice tapping, writing, and reading CVC words. Try using the words in a sentence. Use the words: bad, bud, bug, dig, dip, zip.

Sight Words - Refer back to the Sight Word list and games from Day 1.

Journal - Write your first and last name. Write your address. Draw a picture of your house.

Math - Complete Reading the Calendar. Complete worksheet for the number 8.

Social Studies - Read and discuss pages 16 and 17, Why People Work.

Science - Tally and graph the weather. Use the graph and tally sheet from Day 1.

Guided Reading - Continue to read your books in your bag. Log onto www.raz-kids.com and read a story. Answer the comprehension questions.

Websites where you can find additional activities for your child include:

www.starfall.com

www.abcya.com

www.Storylineonline.net

www.raz-kids.com

Journal



Reading the Calendar

Home Link 6-1

NAME _____


DATE _____

Family Note

Calendars offer valuable opportunities for children to count and read numbers. We have a calendar routine at school to help us keep track of school events. Have your child help you record and track important family appointments and events on a calendar at home.

Look at your calendar to find answers to the following questions:

- How many days are in this month?
- How many Wednesdays? Fridays? Sundays?
- Are there more Wednesdays or Fridays?
Weekdays or weekend days?
- What is today's date?
- How many days are left in this month?
- Are there holidays or special days this month? When are they? Circle or mark them on your calendar.
- Does this month or last month have more days?
How many more? How about next month?



Name: _____

eight

Color in the correct number of boxes:

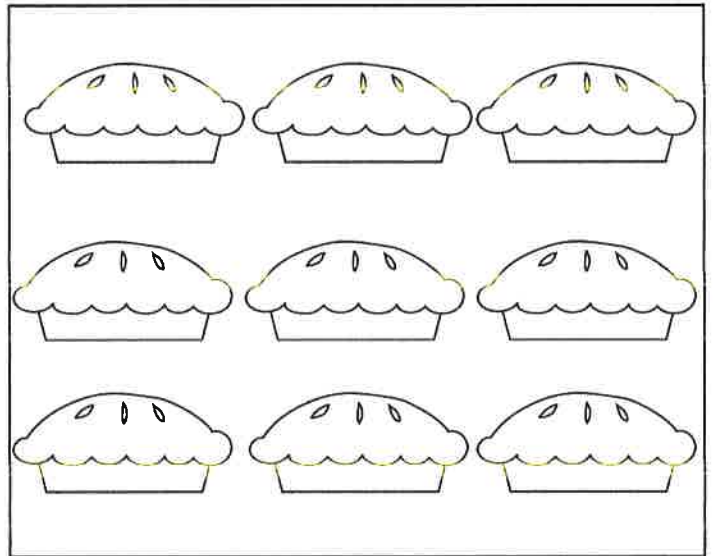


eight eight eight


Circle all the number 8s:

8	3	8	9	1	4
0	8	8	8	5	2
5	4	6	9	7	0
2	4	8	5	9	6

Color eight:




Write in the missing numbers:



Why People Work

People get money for the work they do. People use money to pay for goods and services.




The bricklayer works.



She earns money for the work she does.



The florist works.




The florist earns money for his work.




She chooses things to buy.



She uses money she earned to pay for the things.



The florist wants to get his hair cut.



He uses money he earned to pay for the haircut.