

## Day 4

Fundations - Practice tapping, writing, and reading CVC words. Try using the words in a sentence. Use the words: rig, lip, lit, fit, fig, nip.

Sight Words - Refer back to the Sight Word list and games from Day 1.

Journal - Use color words in a sentence and underline the color words.

Math - Play I Spy with Shapes. Complete worksheet for the number 4.

Social Studies - Read and discuss pages 8 and 9, More Community Workers.

Science - Tally and graph the weather. Use the graph and tally sheet from Day 1.

Guided Reading - Continue to read your books in your bag. Log onto [www.raz-kids.com](http://www.raz-kids.com) and read a story. Answer the comprehension questions.

Websites where you can find additional activities for your child include:

[www.starfall.com](http://www.starfall.com)

[www.abcya.com](http://www.abcya.com)

[www.Storylineonline.net](http://www.Storylineonline.net)

[www.raz-kids.com](http://www.raz-kids.com)

# Journal



Handwritten scribbles.

Handwritten scribbles.



Handwritten scribbles.

Handwritten scribbles.



Handwritten scribbles.



Handwritten scribbles.

Handwritten scribbles.

Handwritten text on the top-most line of the page.



Handwritten text on the second line of the page.



Handwritten text on the third line of the page.




Handwritten text on the fourth line of the page.



Handwritten text on the fifth line of the page.



Handwritten text on the sixth line of the page.



Handwritten text on the seventh line of the page.




Handwritten text on the eighth line of the page.



Handwritten text on the ninth line of the page.



Handwritten text on the tenth line of the page.



Handwritten text on the eleventh line of the page.



Handwritten text on the twelfth line of the page.



# I Spy with Shapes

Home Link 5-5

NAME

DATE

## Family Note

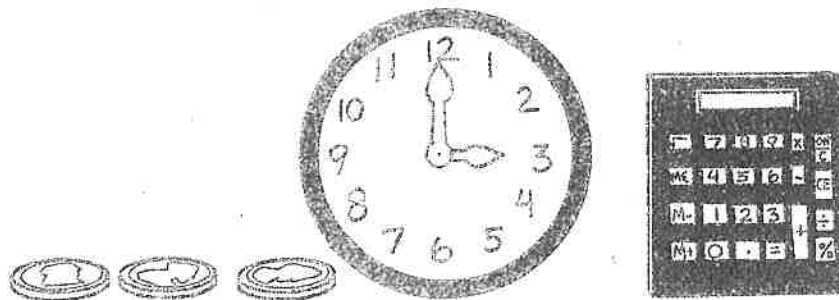
Your child is learning to recognize and name a variety of shapes. Ask him or her questions about an object's shape whenever the opportunity arises. To broaden your child's knowledge of shapes, be sure to highlight shapes in a variety of sizes and orientations. (Without adult assistance, many children only recognize prototypical shapes, such as a triangle with equal sides or a triangle sitting on one of its bases.) By pointing out and discussing the variety of shapes all around, you will help your child build awareness of geometry concepts and vocabulary.

Play *I Spy with Shapes* with someone. Pick an object that you can see. Give a clue about the shape of the object. Then have the other person guess which object you are describing. Begin with easy clues and then give some harder ones.

Examples:

- "I spy something that is square."
- "I spy something on the wall that is round and has two hands."
- "I spy something that is a rectangle and has rectangular buttons."

Take turns giving clues and guessing.



Name: \_\_\_\_\_

four


Color in the correct number of boxes:




Circle all the number 4s:

2	7	4	4	4	1	
9	2	4	8	4	7	1
4	6	4	2	9	4	
2	1	3	1	4	6	

Color four:



Write in the missing numbers:

○ 3 ○ ○ ○ 6 ○ ○ 8

# More Community Workers

Look at all the workers. They're on their way to work right now.


This is Dr. Ramos.  
She helps sick  
people.




This is Eve Angler.  
She's a carpenter. She  
builds and fixes things  
made from wood.

This is Dana  
McDivett. She  
works in a store.

This is nurse Jason  
Ling. He helps the  
doctors take care  
of sick people.

This is Cory Crew.  
He's a mechanic. He  
fixes people's cars.





Where is each person going?

