

## Day 2

Fundations - Practice tapping, writing, and reading CVC words. Try using the words in a sentence. Use the words: rag, rap, rat, nag, Nat, nap.

Sight Words - Refer back to the Sight Word list and games from Day 1.

Journal - Use your sight words to make sentences. Write 2 sentences and make sure to underline the sight words that you picked.

Math - Play Roll and Record with dot dice. Complete worksheet for the number 2.

Social Studies - Read and discuss pages 4 and 5, Your Job at School.

Science - Tally and graph the weather. Use the graph and tally sheet from Day 1.

Guided Reading - Continue to read your books in your bag. Log onto [www.raz-kids.com](http://www.raz-kids.com) and read a story. Answer the comprehension questions.

Websites where you can find additional activities for your child include:

[www.starfall.com](http://www.starfall.com)

[www.abcya.com](http://www.abcya.com)

[www.Storylineonline.net](http://www.Storylineonline.net)

[www.raz-kids.com](http://www.raz-kids.com)

# Journal

 \_\_\_\_\_

 \_\_\_\_\_

 \_\_\_\_\_

 \_\_\_\_\_

 \_\_\_\_\_

 \_\_\_\_\_

 \_\_\_\_\_

 \_\_\_\_\_

 \_\_\_\_\_

 \_\_\_\_\_

 \_\_\_\_\_

 \_\_\_\_\_

 \_\_\_\_\_

 \_\_\_\_\_


 \_\_\_\_\_

 \_\_\_\_\_

Handwritten scribbles at the top of the page.




Handwritten scribbles on a solid line.



Handwritten scribbles on a solid line.



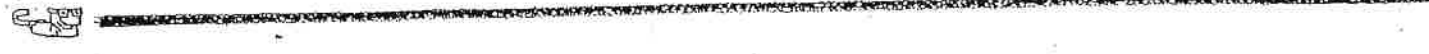
Handwritten scribbles on a solid line.



Handwritten scribbles on a solid line.



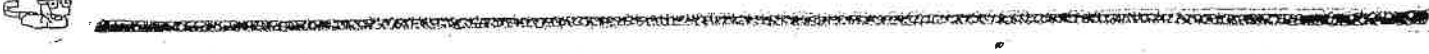
Handwritten scribbles on a solid line.



Handwritten scribbles on a solid line.




Handwritten scribbles on a solid line.



Handwritten scribbles on a solid line.




Handwritten scribbles on a solid line.



Handwritten scribbles on a solid line.

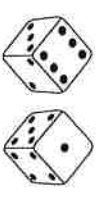



Handwritten scribbles on a solid line.



# Roll and Record With Dot Dice

## What you Need



two dice

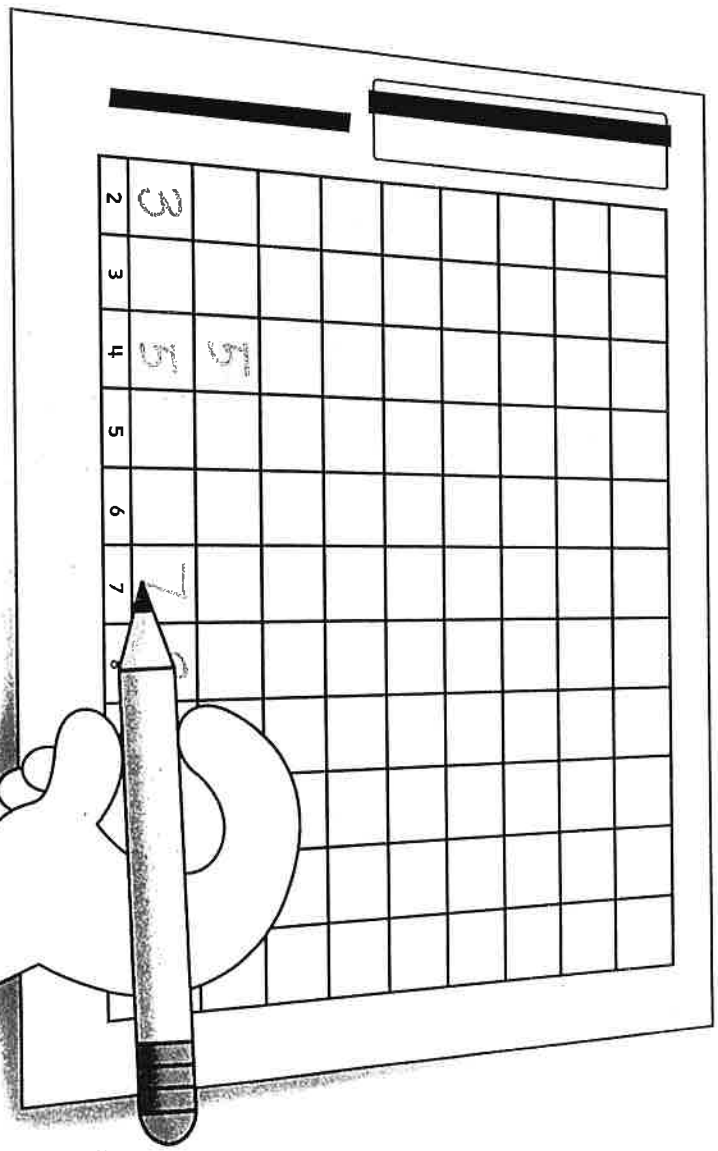


pencil

Roll and Record  
Grid

## What To Do

- 1 Roll the dice.
- 2 Figure out the **total** number of dots.
- 3 Record your total.
- 4 Mark the number that wins.



© **CCSS** K.CC.3, K.CC.5, K.OA.2, K.OA.3, SMP3, SMP7

# Roll and Record Grid (2 Dot Dice)



NAME \_\_\_\_\_

DATE \_\_\_\_\_

2									
3									
4									
5									
6									
7									
8									
9									
10									
11									
12									

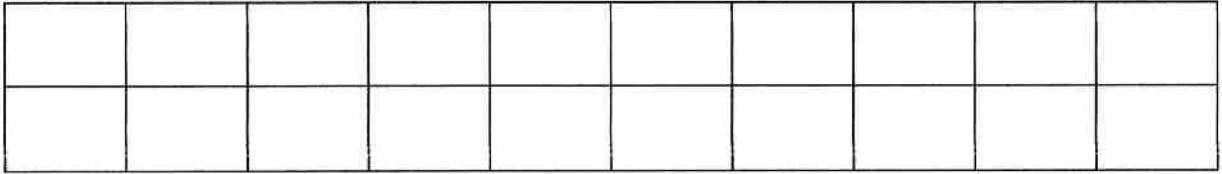
\_\_\_\_\_

\_\_\_\_\_

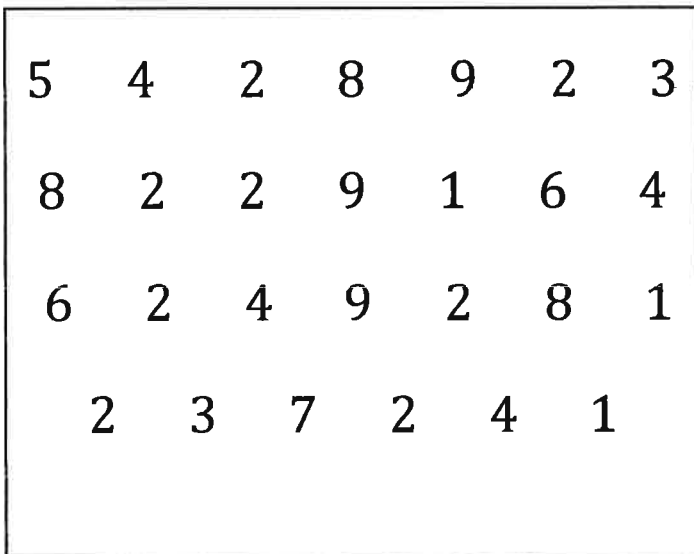
Name: \_\_\_\_\_




Color in the correct number of boxes:



Circle all the number 2s:



Color two



Write in the missing numbers:




# Your Job at School

You have an important job, too! Your job is to learn as much as you can. You can help yourself learn.



What if this were your class? What would you do so you could learn?



What if this were your class? What would you do so you could learn?

Work carefully.

Think about what you're doing.

Do your best.

Pay attention to your teacher.

Listen to others.