

Day 1

Fundations - Practice tapping, writing, and reading CVC words. Try using the words in a sentence. Use the words: sad, sat, sap, mad, map, mat.

Sight Words - Practice the attached Sight Words. Play the attached games. Print out the worksheets and use daily.

Journal - Write about your weekend.

Math - Play Top It. Complete worksheet for the number 1.

Social Studies - Read pages 2 and 3 in the *Jobs* magazine.

Science - Tally and graph the weather. Print out the calendar and use daily.

Guided Reading - Continue to read your books in your bag. Log onto www.raz-kids.com and read a story. Answer the comprehension questions.

Websites where you can find additional activities for your child include:

www.starfall.com


www.abcya.com

www.Storylineonline.net

www.raz-kids.com

10 Activities to Practice Sight Words at Home:

- **Popsicle Sticks** - Write the sight words on popsicle sticks. Write "DYNAMITE" on a couple sticks. Put them in a jar. Pull them out one-by-one, read the word. If you pull dynamite, you have to put them all back in the jar.
- **Magnetic Letters**- use magnetic letters to build the words
- **Sight Word Hunt** - search for & read sight words hung around the house.
- **Sight Word War** - Playing with a partner, use 2 stacks of sight word cards, each player flips over a card. Whoever reads the word first keeps the cards. Person with most cards wins!
- **Shaving Cream** - Write the words in a dab of shaving cream on the table.
- **Legos**- Use dry erase markers to write sight words on the side of legos, and place them in a pile. Call out a word, have your child find the lego with that word, and add to the tower.
- **Flashlight Tag** with sight words on the wall
- **Sight Word Tallies** - Write 5 sight words on a piece of paper. Search through books and magazines, and put tally marks next to the words as you find the words.
- **Playdoh** - Use playdoh to form the letters and build the sight words.
- **Flashcards** - Write the words on index cards, review 5-10 a night.







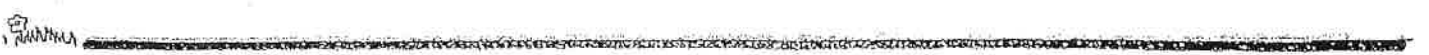
Words We Know

a	I	to	was
little	is	for	what
me	we	have	said
like	am	the	come
he	my	look	where
see	she	with	green
they	you	of	and
are	that	do	blue
five	one	four	has
two	three	go	as
here	from	his	be
or	yellow	by	

* Here are our sight words to practice. *

Journal





Top-It with Number Cards

Home Link 4-12

NAME

DATE

Family Note

Top-It reinforces number recognition and helps children learn to compare two numbers to decide which one is greater or less. (You may remember this game as *War*.)

Materials Number cards from school or a deck of cards


Players 2

Object To collect the most cards


Directions


1. Shuffle a deck of cards and then divide it evenly between two players, turning the cards facedown on the table.
2. Players turn over their top cards and read the numbers aloud.
3. The player with the greater number keeps both cards.
4. If both players get the same number, they turn over the next card on their stacks until one player wins and takes all the cards for that round.

Play *Top-It* with someone in your family.




Individual Number Cards (0-7)

	
NAME	DATE



3	7
2	6
1	5
0	4

Individual Number Cards (8-10, Blank)


	
NAME	DATE




10	
9	20
8	19

Copyright © McGraw-Hill Education. Permission is granted to reproduce for classroom use.

Individual Number Cards (11-18)

NAME		
DATE		



11	12	13	14	15	16	17	18
----	----	----	----	----	----	----	----

Name: _____

one


Color in the correct number of boxes:

one one one one

Circle all the number 1s:

1	3	5	2	1	8	
1	8	5	0	1	3	7
5	4	1	8	2	1	9
3	1	4	6	2	1	

Color one:




Write in the missing numbers:

○ 2 ○ 3 ○ 5 ○ 7

Jobs

**KIDS
DISCOVER**



IN PARTNERSHIP WITH
Houghton Mifflin Harcourt

Jobs at School

Workers do different jobs. People do different jobs at your school.

Where do these school workers do their job?



I'm a teacher.
My job is teaching.







I'm a principal.
I'm in charge of the whole school.




I'm a cafeteria worker.
I make and serve the meals.



I'm a librarian.
I help you find a book you may like.




Sunny




Cloudy



Rainy



Snowy









Partly Cloudy



Windy



March

													 Sunny
													 Cloudy
													 Rainy
													 Snowy
													 Partly Cloudy
													 Windy