

Day 19

Foundations - Practice rhyming! Can you name 5 words that rhyme with pen?

Sight Words - Refer back to the Sight Word list and games from Day 11.

Journal - Pick one word that rhymes with pen. Write a **sentence** about the word and illustrate a picture.

Math - Play Top-it with Number Cards. Complete worksheet for the number 19.

Social Studies - Interview a family member. Write one fact you learned about your family member. Draw a picture of your family member.

Science - Tally and graph the weather. Use the April calendar from Day 13.

Guided Reading - Continue to read your books in your bag. Log onto www.raz-kids.com and read a story. Answer the comprehension questions.

Websites where you can find additional activities for your child include:

www.starfall.com

www.abcya.com

www.Storylineonline.net

www.raz-kids.com

Journal

 _____

 _____

 _____

 _____

 _____

 _____

 _____

 _____

 _____

 _____

 _____

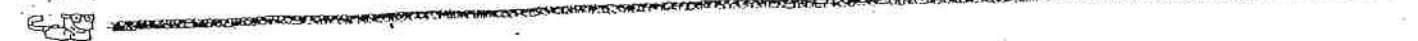

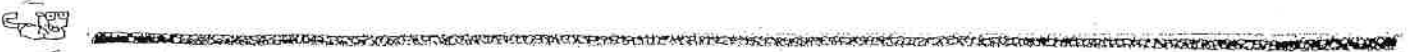
 _____

 _____

 _____

 _____

 _____



Top-It with Number Cards

Home	
NAME	DATE

Family Note

Top-It reinforces number recognition and helps children learn to compare two numbers to decide which one is greater or less. (You may remember this game as *War*.)

Materials Number cards from school or a deck of cards

Players 2

Object To collect the most cards

Directions

1. Shuffle a deck of cards and then divide it evenly between two players, turning the cards facedown on the table.
2. Players turn over their top cards and read the numbers aloud.
3. The player with the greater number keeps both cards.
4. If both players get the same number, they turn over the next card on their stacks until one player wins and takes all the cards for that round.

Play *Top-It* with someone in your family.



Name _____

nineteen

Color in the correct number of boxes:

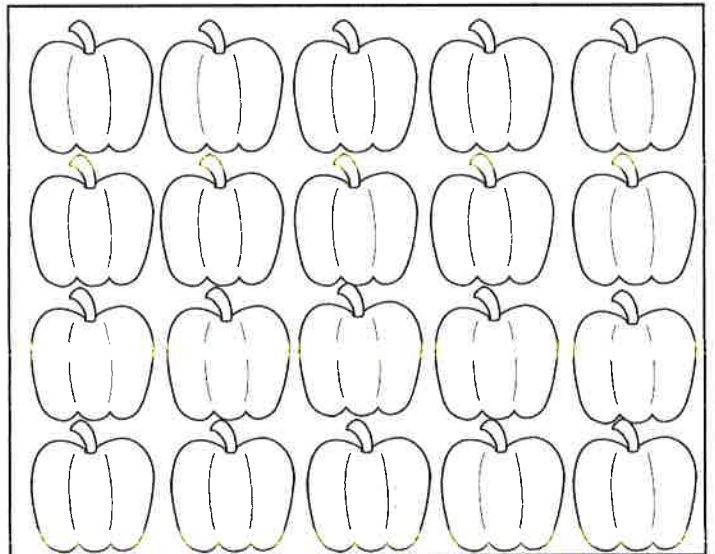


nineteen nineteen


Circle all the number 19s:

9	19	0	19	5	
16	21	3	19	7	1
19	7	6	21	19	
16	13	3	19	4	

Color nineteen:



Write in the missing numbers:



Activities

TO THE
TEACHER

DO AN INTERVIEW

Have children imagine their parents or grandparents when they were young. Ask: What do you think school was like for them? What do you think they did for fun? Suggest that children interview an older person, such as a family member, neighbor, or school worker. Ask them to find out about the person's childhood and how things were done at the time. Encourage children to bring in artifacts from the person's childhood, such as a scrapbook, clothing, or a toy. Provide time for children to share the objects and the person's memories about her or his childhood.

