

Day 17

Foundations - Practice tapping, writing, and reading CVC words. Try using the words in a sentence. Use the words: wax, pig, kit, did, pal, gas.

Sight Words - Refer back to the Sight Word list and games from Day 11.

Journal - How do you think people will travel in the future? Write a sentence and draw a picture.

Math - Play Counting by 10s. Complete worksheet for the number 17.

Social Studies - Read and discuss pages 14-15, School.

Science - Tally and graph the weather. Use the April calendar from Day 13.

Guided Reading - Continue to read your books in your bag. Log onto www.raz-kids.com and read a story. Answer the comprehension questions.

Websites where you can find additional activities for your child include:

www.starfall.com

www.abcya.com

www.Storylineonline.net

www.raz-kids.com

Journal

 _____

 _____

 _____

 _____

 _____

 _____

 _____

 _____

 _____

 _____

 _____

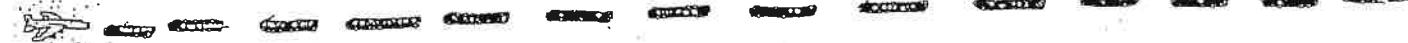
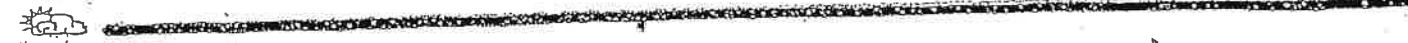
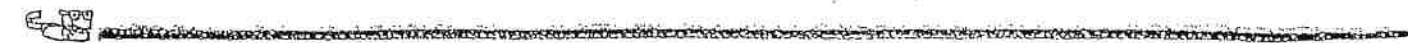

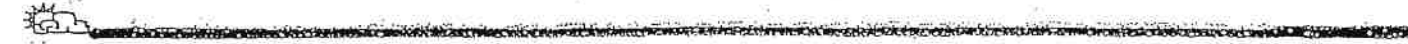
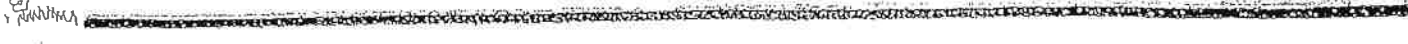


 _____

 _____

 _____

 _____

 _____



Counting by 10s

Home Link 7-5

NAME _____

DATE _____

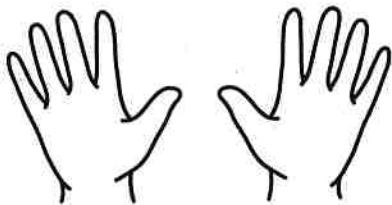
Family Note

In school we are learning to *skip count* by 10s. Counting by 10s can help children count sets of objects more efficiently, and it also helps them recognize and understand number patterns and place value. Look for opportunities to help your child practice counting by 10s.

Show a family member how you can count by 10s to 100. Use the number strip below if you need help.

How many fingers and toes do you have in your home all together? Find the total by counting by 10s!

Look for other things you can count in groups of 10. You can create sets of 10 by placing 10 paper clips, coins, cereal pieces, or other small objects in piles, cups, or plastic bags. Count the collection by 10s.



10	20	30	40	50	60	70	80	90	100
----	----	----	----	----	----	----	----	----	-----

seventeen

Name: _____

Color in the correct number of boxes:

Tracing practice for the number 17 on a three-line grid.

Blank three-line grid for independent writing practice.

seventeen seventeen

Circle all the number 17s:

11	8	17	6	17	0
17	19	21	4	17	
0	7	17	9	21	
18	24	17	6	0	

Color seventeen:

Write in the missing numbers:

○ 12 ○ ○ ○ 15 ○ ○ ○

School

Schools were different in the past.


Then



A school had only one room. Younger children sat toward the front.



Now

Schools have classrooms for each grade.





This was a schoolbook.

Children wrote on boards with chalk.

Children may use computers or tablets.

