

Day 7

**Each day you should be reading at least 20 minutes for your reading log. In addition, login to IXL for Math, Foundations and Language Practice for 15 mins per day.

Reading:	ReadWorks Article and questions
Writing:	Writing Prompt - Choose 1 to write about
Math:	Choose at least 3 sheets to complete
Science/SS:	ReadWorks Article and questions
Foundations:	Word Detective

Chirping Chirp

by ReadWorks

It was a bright and sunny morning. Daniel woke up and jumped out of bed, ready for a full day outside. He ran down the stairs and sat down at the kitchen table. His mom was making pancakes: Daniel's favorite. She made pancakes every Saturday morning.

"What do you want to do today?" she asked Daniel.

"I think I'm going to go exploring in our backyard," he told her. "It's so nice outside!"

Daniel gobbled up his pancakes and rushed upstairs to get dressed. He put on a red t-shirt and jeans.

"Alright, Mom, I'll be back later!"

"Don't go too far!" she told him.

When he opened the door, Daniel felt a rush of warm air. He smiled at the sun. *Perfect hiking weather*, he thought. Daniel loved his backyard. There were plenty of tall trees. If he walked far enough, he would reach a creek. When it was really warm outside, he could walk in the water to cool off. The water was always cold.

The leaves were just beginning to grow on the trees after the cold winter. Daniel wandered for a bit. He picked up a long stick and used it to clear a way through the forest.

Suddenly, Daniel saw something in the distance that wasn't a rock or a leaf. When he got closer, he knelt down to investigate. He found a small injured bird between the fallen leaves. He looked around and saw a bird's nest

sitting on a branch. He carefully climbed up the trunk of the tree with the nest to get a closer look. The nest was empty, and he didn't see any birds around. Then, he ran back to his house.

"Mom, I found a bird that's hurt!" he told her as he ran through the door.

She looked for a shoebox, and then she said, "Well, let's go have a look."

Daniel led his mom back to the injured bird. His mom knelt down and looked carefully at it.

"Let's try to save it!" she said. She gently picked up the bird and put it in the shoebox. Then she said, "We can take it to the animal hospital in town."

They took the bird to the animal hospital. After a few days, the vet visited Daniel's house with the bird. It was healed. Daniel and his mom could hear the bird chirping when they opened the door.

The vet said, "The bird is ready to go back to its home in the trees."

Daniel was so excited. He looked at the bird and said, "I'm going to name you Chirp! I hope I can see you again. Bye, Chirp!"

Name: _____ Date: _____

1. What does Daniel find in the leaves?

- A. a bird's egg
- B. an injured bird
- C. a mother bird

2. Daniel and his mom take the injured bird to the animal hospital. What motivates this action?

- A. They want to hurt the bird.
- B. They want to save the bird.
- C. They want to help find the bird's mother.

3. Daniel has explored the forest before. What evidence from the passage best supports this conclusion?

- A. He thinks that it is perfect weather for hiking.
- B. He uses a stick to clear a way through the forest.
- C. He knows if he walked far enough, he would reach a creek.

4. Why does Daniel's mom take a shoebox before she goes to take a look at the injured bird?

- A. She wants to be prepared to carry the injured bird.
- B. She wants to throw out the shoebox on her way out.
- C. She wants to play a game with Daniel with the shoebox.

5. What is this story mostly about?

- A. how Daniel and his mom save an injured bird
- B. how Daniel explores his backyard
- C. why birds can get injured

6. Read the following sentences: "He picked up a long stick and used it to clear a way through the forest. Suddenly, Daniel felt his stick hit something that wasn't a rock or a leaf. He knelt down to **investigate**. He found a small injured bird between the fallen leaves."

As used in this sentence, what does the word "**investigate**" most nearly mean?

- A. run away from something
- B. look into something
- C. yell about something

7. Choose the answer that best completes the sentence below.

Daniel finds a bird that is hurt, ____ Daniel tells his mom.

- A. so
- B. like
- C. also

8. Where does Daniel's mom put the bird after she picks it up?

9. Why do Daniel and his mom take the bird to the animal hospital?

10. Describe one action Daniel takes and one action that his mom takes that help save the injured bird. Support your answer with information from the text.

Day 7: Imaginative

- 1.** Pretend you had \$100.00....what would you buy?
- 2.** Pretend you were principal for the day....how would you run the school day?
- 3.** You get to ride a unicorn for one day, where would you go?

***Use the graphic organizer as needed.**

Introduction:

First,

1.

Next,

1.

Last,

1.


In conclusion



Name: _____

Date: _____





1 Find the amount. Fill in the bubble next to the correct answer.

(N) (N) (Q) (P) (D) (D)

56¢

55¢

30¢

46¢

MRB
110-111

2 Fill in the missing numbers.

Rule
+ 9

in	out
10	19
3	12
	13
6	

MRB
56-57

3 Which numbers are larger than 99? Fill in the bubbles next to the correct answers.

98

101

100

90

MRB
74

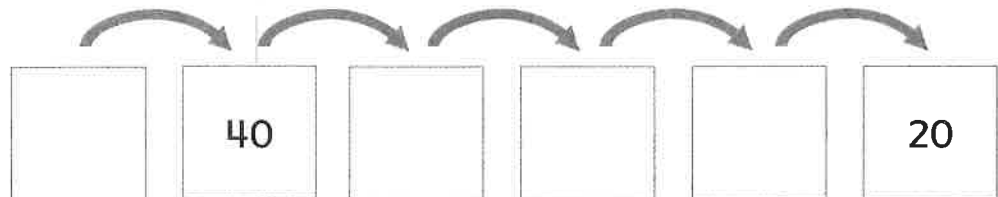
4 Write six names in the 20 box.

20

MRB
53

5 Fill in the empty frames.

Rule
- 5



MRB
54-55

- 1 Write these numbers in order from smallest to largest.

23, 59, 49, 3, 159

_____ → _____ → _____
 _____ → _____

MRB
74

- 2 Count back by 2s from 30. Fill in the circle next to the correct answer.

- (A) 30, 26, 22, 18, 14
 (B) 30, 25, 20, 15, 10
 (C) 30, 29, 28, 27, 26
 (D) 30, 28, 26, 24, 22

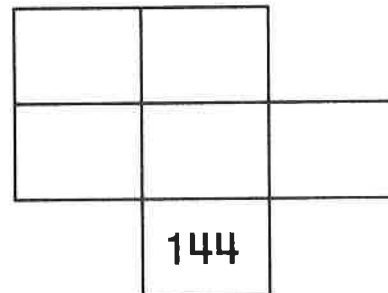
MRB
66

- 3 Write six names for 18.

18

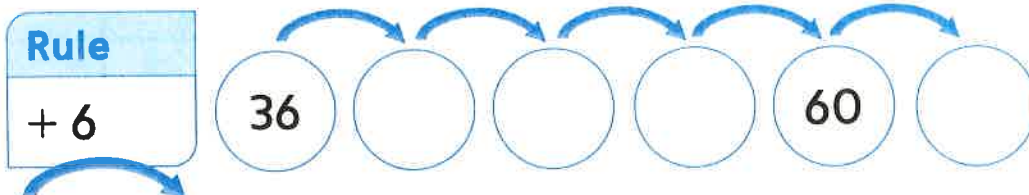
MRB
53

- 4 Fill in the missing numbers.



MRB
68

- 5 Use your calculator to count by 6s. Fill in the empty frames.



MRB
54-55

Math Boxes

Preview for Unit 3

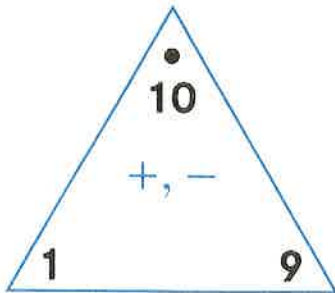
Lesson 2-13

DATE

Day 7

Math Boxes

- 1 Write the fact family for this Fact Triangle.

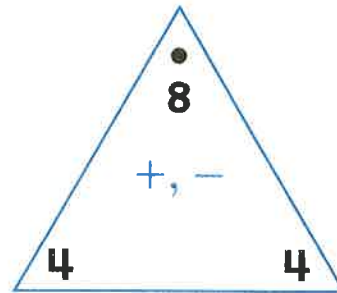


$$9 + 1 = \underline{\quad\quad} \quad 10 - 1 = 9$$

$$1 + 9 = \underline{\quad\quad} \quad 10 - 9 = 1$$

MRB
47

- 2 Write the fact family for this Fact Triangle.

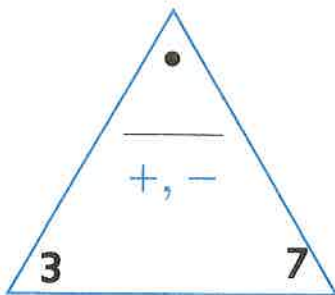


$$4 + 4 = \underline{\quad\quad}$$

$$8 - 4 = 4$$

MRB
47

- 3 Fill in the missing numbers.

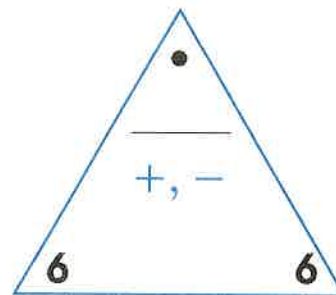


$$7 + 3 = \underline{\quad\quad} \quad 10 - 7 = 3$$

$$3 + 7 = \underline{\quad\quad} \quad 10 - 3 = 7$$

MRB
47

- 4 Fill in the missing numbers.



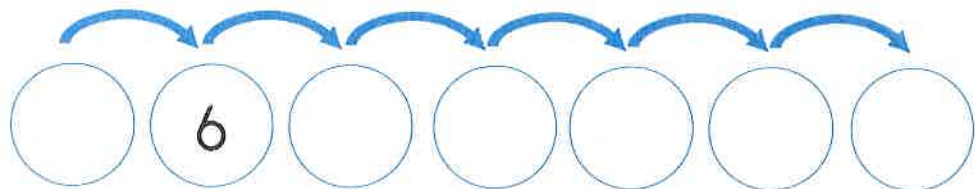
$$6 + 6 = \underline{\quad\quad}$$

$$12 - 6 = 6$$

MRB
47

- 5 Fill in the empty frames.

Rule
Count
by 2s



MRB
54-55

Practice Set 77

Day 7

Draw a picture to solve each problem. Then solve.

- ① There were 4 people at the lunch table. Each person ate 3 apples each. How many apples did they eat in all?

_____ apples

- ② There were 4 leaves. There were 6 bugs on each leaf. How many bugs were there in all?

_____ bugs

Draw an array to help you solve each problem. Then solve.

- ③ Mary arranged her muffins into 3 rows with 10 muffins in each row. How many muffins did Mary have?

_____ muffins

- ④ The chairs in the auditorium were arranged into 7 rows with 8 chairs in each row. How many chairs were there in all?
(Use X to stand for a chair in your array.)

_____ chairs

Practice Set 47

Day 7

Add.

- ① $5 + 10 = \underline{\quad}$ ② $23 + 10 = \underline{\quad}$ ③ $145 + 10 = \underline{\quad}$
④ $90 + 10 = \underline{\quad}$ ⑤ $37 + 10 = \underline{\quad}$ ⑥ $461 + 10 = \underline{\quad}$
⑦ $542 + 10 = \underline{\quad}$ ⑧ $336 + 10 = \underline{\quad}$ ⑨ $775 + 10 = \underline{\quad}$
⑩ $569 + 100 = \underline{\quad}$ ⑪ $5 + 100 = \underline{\quad}$ ⑫ $78 + 100 = \underline{\quad}$
⑬ $231 + 100 = \underline{\quad}$ ⑭ $26 + 100 = \underline{\quad}$ ⑮ $899 + 100 = \underline{\quad}$
⑯ $112 + 100 = \underline{\quad}$ ⑰ $619 + 100 = \underline{\quad}$ ⑱ $228 + 100 = \underline{\quad}$

Subtract.

- ⑲ $18 - 10 = \underline{\quad}$ ⑳ $65 - 10 = \underline{\quad}$ ㉑ $143 - 10 = \underline{\quad}$
㉒ $78 - 10 = \underline{\quad}$ ㉓ $422 - 10 = \underline{\quad}$ ㉔ $123 - 10 = \underline{\quad}$
㉕ $189 - 10 = \underline{\quad}$ ㉖ $465 - 10 = \underline{\quad}$ ㉗ $38 - 10 = \underline{\quad}$
㉘ $210 - 100 = \underline{\quad}$ ㉙ $102 - 100 = \underline{\quad}$ ㉚ $377 - 100 = \underline{\quad}$
㉛ $543 - 100 = \underline{\quad}$ ㉜ $446 - 100 = \underline{\quad}$ ㉝ $522 - 100 = \underline{\quad}$
㉞ $725 - 100 = \underline{\quad}$ ㉟ $614 - 100 = \underline{\quad}$ ㊱ $863 - 100 = \underline{\quad}$

Seeds Need to Move

by Rachelle Kreisman



A plant starts life as a seed. When that seed grows into a plant, that plant makes new seeds. Those seeds, too, can grow and turn into more new plants.

But did you know that not every seed grows into a plant? To become a plant, a seed has to travel. That is because seeds need room to grow. A seed has to be far enough away from other plants so that it gets the sunlight and water it needs. If a seed falls to the ground too close to its parent plant, it may not grow.

Of course, wind can spread the seeds for many plants. But some plants depend on animals to move their seeds. Those seeds are called hitchhiker seeds. They travel on something else that moves!

Many hitchhiker seeds are prickly. They have tiny rows of hooks. The hooks can stick to fur or feathers. Hitchhiker seeds can travel for miles on an animal's body. Then they fall off or are removed. If they fall in a place that is good for growing, the seeds will grow into plants, too!

Name: _____ Date: _____

1. What do seeds need to do to become a plant?

- A. stay near other plants
- B. make new seeds
- C. travel away from other plants

2. What kind of seed does this passage describe in detail?

- A. sunflower seed
- B. hitchhiker seed
- C. an animal's seed

3. Some plant seeds are made a certain way so that they will be able to travel.

What evidence from the text supports this conclusion?

- A. If a seed falls to the ground too close to its parent plant, it may not grow.
- B. Not every seed grows into a plant, because a seed needs to travel to become a plant.
- C. Hitchhiker seeds have tiny hooks so they can stick to animal fur or bird feathers.

4. Why might a seed not grow if it falls to the ground too close to its parent plant?

- A. The parent plant might take up all the sunlight and water that the seed needs to grow.
- B. The seed might not get pushed into the soil if it falls too close to the parent plant.
- C. The parent plant might give the seed all of its water, which is not good for the seed.

5. What is the main idea of this article?

- A. A seed has to move far away enough from other plants to become a plant because seeds need room to grow.
- B. Hitchhiker seeds can travel for miles on an animal's body, then fall off and grow into a plant.
- C. All seeds grow into plants, but only some plants are able to make new seeds.

6. Read these sentences from the text.

"But some plants depend on animals to move their seeds. Those seeds are called hitchhiker seeds. They travel on something else that moves!"

What does the phrase "depend on" most nearly mean in these sentences?

- A. move
- B. need
- C. hold

7. Read these sentences from the text.

"Of course, wind can spread the seeds for many plants. But some plants depend on animals to move their seeds."

What does the word "their" refer to?

- A. some plants
- B. animals
- C. the wind

8. What are hitchhiker seeds?

9. Why do seeds need room in order to grow?

10. Read these sentences from the text.

"Hitchhiker seeds can travel for miles on an animal's body. Then they fall off or are removed. If they fall in a place that is good for growing, the seeds will grow into plants, too!"

What would a place that is good for the hitchhiker seed to grow be like? Use evidence from the text to support your answer.

Name: _____ Date: _____

Word Detective

Directions: Choose a book or two to help fill in the chart with words.

Find two syllable words. Example: catnip	Find three syllable words. Example: magnetic	Find words with consonant suffixes. (ful, ness, ment, less) Example: colorful
Find words with vowel suffixes. (ish, able, en) Example: selfish	Find words ending with ic. Example: public	Find plural words. (s or es) Example: boxes