

1st Grade Work Directions:

DAY 7

FUNDATIONS:

1. Choose and complete ONE menu item
2. Practice reading and writing the trick words provided.
3. Write 3 sentences **daily** using the trick word list.

READING:

1. Login to RAZ-Kids (go to www.fpsk6.org then go to students, then RAZ-kids) choose books and read for 20 minutes.
2. Complete the questions that follow each book. (green check marks will appear when complete)

WRITING:

1. Complete 1 writing assignment per day from the Writing Menu. Remember to use capitalization, punctuation and your best spelling.
2. Use the paper provided.

MATH:

1. Play today's game
2. Complete the worksheet provided
3. Log in to IXL (see directions) and complete 20 minutes of activities per day.


SCIENCE:

1. Continue to Observe the moon and fill out the calendar.
2. "Oh My What a Sky"

GUIDED READING:

1. Choose a new NON-Fiction book from your home library or a RAZ-kids book and read for 15 minutes.
2. Write 3 facts about your topic.

Foundations Menu

Write 6 of your words and "mark" them.	Trace 6 of your words on someone's back! *parent signature	Have someone scramble your words- then unscramble them next to it.	Hidden words: Use a white crayon to write 5 of your words. Color over in marker to reveal!
Pick 6 words and write them in sentences. Use capital letters and punctuation.	Be the TEACHER- show someone at home how to tap out 5 words. *Parent signature	Write 6 of your words 3 times each.	Write 6 of your words in shaving cream. * parent signature
Build your words with the yellow tiles. *parent signature	Write your words and then a rhyming word next to it.	Triangle Write 5 of your words! Example: DOG D Do Dog	Draw a picture to represent each word. Dog= 

A B C D E F G H I J K L M N O P Q R S T U V W X Y Z

Week 1 Words

stick	lost	fast	belt	crab
crop	flat	blush	slam	test

Week 2 Words

dress	still	clams	drips	flags
helps	pinch	bench	stuff	pumps

First Grade Foundations Trick Words by Unit

Please help your child learn to read and spell these tricky words ☺ A checkmark signifies that they know how to Read (R) and/or Spell (S) the word. Thank you for your help!

Unit 2	R	S
the		
a		
and		
is		
his		
of		

Unit 5	R	S
from		
have		
do		
does		

Unit 8	R	S
would		
could		
should		
her		
over		
number		

Unit 3	R	S
as		
has		
to		
into		
we		
he		
she		
be		
me		
for		
or		

Unit 6	R	S
were		
are		
who		
what		
when		
where		
there		
here		

Unit 7	R	S
why		
by		
my		
try		
put		
two		
too		
very		
also		
some		
come		

Unit 4	R	S
you		
your		
I		
they		
was		
one		
said		

Trick Word Sentences

Name: _____ Date: _____

Handwriting practice lines consisting of 15 sets of three horizontal lines (top, dashed middle, bottom). Each set begins with a small cartoon character icon.

Writing Menu

- * Please date the box for the daily activity you choose
- * Please choose ONE activity PER day
- * Remember to use capitalization and punctuation.

<div style="border: 1px solid black; width: 40px; height: 20px; margin-bottom: 5px;"></div> <p>I am proud of myself because...</p>	<div style="border: 1px solid black; width: 40px; height: 20px; margin-bottom: 5px;"></div> <p>Pretend you are in charge at home! Write about your day.</p>	<div style="border: 1px solid black; width: 40px; height: 20px; margin-bottom: 5px;"></div> <p>If you could travel somewhere warm and sunny, where would you go.</p>	<div style="border: 1px solid black; width: 40px; height: 20px; margin-bottom: 5px;"></div> <p>Do you have a nickname? If so, how did you get that name?</p>
<div style="border: 1px solid black; width: 40px; height: 20px; margin-bottom: 5px;"></div> <p>If you had a superpower, it would be....</p>	<div style="border: 1px solid black; width: 40px; height: 20px; margin-bottom: 5px;"></div> <p>Would you rather order lunch at school or bring lunch from home? Why?</p>	<div style="border: 1px solid black; width: 40px; height: 20px; margin-bottom: 5px;"></div> <p>What is your favorite season? Why?</p>	<div style="border: 1px solid black; width: 40px; height: 20px; margin-bottom: 5px;"></div> <p>Write two things you like and two things you dislike about rainy days?</p>
<div style="border: 1px solid black; width: 40px; height: 20px; margin-bottom: 5px;"></div> <p>Write 3 things you like BEST about your school day.</p>	<div style="border: 1px solid black; width: 40px; height: 20px; margin-bottom: 5px;"></div> <p>If you could grow anything in your backyard what would it be? Why?</p>	<div style="border: 1px solid black; width: 40px; height: 20px; margin-bottom: 5px;"></div> <p>Write about a sport you like to play or one you like to watch.</p>	<div style="border: 1px solid black; width: 40px; height: 20px; margin-bottom: 5px;"></div> <p>What is your favorite animal to see (at the zoo, farm, etc.) and why?</p>



WORD BANK

because like from too would here there could
does also your where teacher

Date:

Name:

Journal writing



Journal Writing

Name: _____

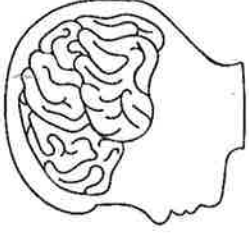
Date: _____

Journal writing lines with a solid top line, a dashed middle line, and a solid bottom line. Each line is preceded by a small cartoon notepad icon.

Doubles Addition Facts


DIRECTIONS: Take turns naming a sum and covering the fact. Whoever gets four in a row first, wins!

1 + 1	6 + 6	3 + 3	4 + 4	9 + 9	3 + 3	5 + 5
7 + 7	9 + 9	8 + 8	5 + 5	7 + 7	8 + 8	1 + 1
6 + 6	8 + 8	4 + 4	3 + 3	1 + 1	5 + 5	9 + 9
5 + 5	9 + 9	2 + 2	4 + 4	6 + 6	2 + 2	7 + 7
7 + 7	6 + 6	8 + 8	1 + 1	7 + 7	8 + 8	6 + 6
2 + 2	4 + 4	3 + 3	9 + 9	4 + 4	5 + 5	2 + 2



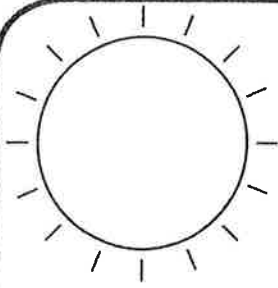
Think!

DIRECTIONS: When you make a double, you join two groups of the same quantity.



$$3 + 3 = 6$$

Solve each problem.



$$\begin{array}{r} 10 \\ + 10 \\ \hline \end{array}$$

$$\begin{array}{r} 20 \\ + 10 \\ \hline \end{array}$$

$$\begin{array}{r} 40 \\ + 10 \\ \hline \end{array}$$

$$\begin{array}{r} 10 \\ + 20 \\ \hline \end{array}$$

$$\begin{array}{r} 20 \\ + 20 \\ \hline \end{array}$$

$$\begin{array}{r} 30 \\ + 20 \\ \hline \end{array}$$

$$\begin{array}{r} 50 \\ + 30 \\ \hline \end{array}$$

$$\begin{array}{r} 40 \\ + 20 \\ \hline \end{array}$$

$$\begin{array}{r} 60 \\ + 0 \\ \hline \end{array}$$

$$\begin{array}{r} 40 \\ + 50 \\ \hline \end{array}$$


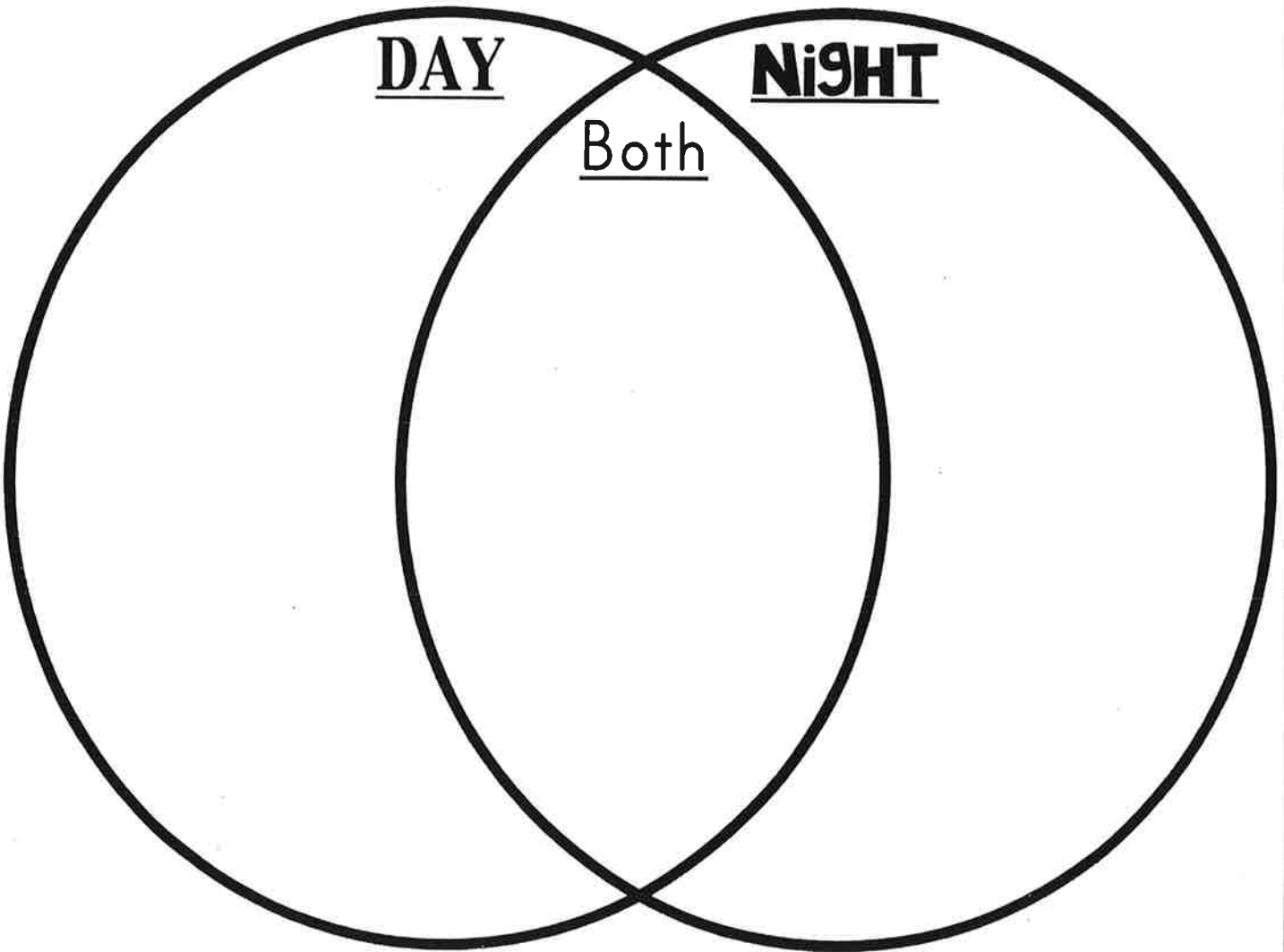
$$\begin{array}{r} 70 \\ + 20 \\ \hline \end{array}$$

$$\begin{array}{r} 40 \\ + 40 \\ \hline \end{array}$$

Name _____

OH MY, WHAT A SKY!


Directions: Look at the pictures below. Cut and glue each one on the Venn Diagram to show when you would see them in the sky.



Name: _____

Date: _____

Nonfiction



Handwriting practice lines consisting of 12 rows. Each row has a solid top line, a dashed middle line, and a solid bottom line. On the left side of each row, there is a small cartoon character icon: a girl with a star on her head, a boy with a star on his head, a girl with a star on her head, a boy with a star on his head, a girl with a star on her head, a boy with a star on his head, a girl with a star on her head, a boy with a star on his head, a girl with a star on her head, a boy with a star on his head, a girl with a star on her head, and a boy with a star on his head.