

1st Grade Work Directions:

DAY 6

FUNDATIONS:

1. Choose and complete ONE menu item
2. Practice reading and writing the trick words provided.
3. Write 3 sentences **daily** using the trick word list.

READING:

1. Login to RAZ-Kids (go to www.fpsk6.org then go to students, then RAZ-kids) choose books and read for 20 minutes.
2. Complete the questions that follow each book. (green check marks will appear when complete)

WRITING:

1. Complete 1 writing assignment per day from the Writing Menu. Remember to use capitalization, punctuation and your best spelling.
2. Use the paper provided.


MATH:

1. Play today's game
2. Complete the worksheet provided
3. Log in to IXL (see directions) and complete 20 minutes of activities per day.

GUIDED READING:

1. Choose a new Fiction book from your home library or a RAZ-kids book and read for 15 minutes.
2. Write about the problem or adventure.

Foundations Menu

Write 6 of your words and "mark" them.	Trace 6 of your words on someone's back! *parent signature	Have someone scramble your words- then unscramble them next to it.	Hidden words: Use a white crayon to write 5 of your words. Color over in marker to reveal!
Pick 6 words and write them in sentences. Use capital letters and punctuation.	Be the TEACHER- show someone at home how to tap out 5 words. *Parent signature	Write 6 of your words 3 times each.	Write 6 of your words in shaving cream. * parent signature
Build your words with the yellow tiles. *parent signature	Write your words and then a rhyming word next to it.	Triangle Write 5 of your words! Example: DOG D Do Dog	Draw a picture to represent each word. Dog= 

A B C D E F G H I J K L M N O P Q R S T U V W X Y Z

Week 1 Words

stick	lost	fast	belt	crab
crop	flat	blush	slam	test

Week 2 Words

dress	still	clams	drips	flags
helps	pinch	bench	stuff	pumps

First Grade Foundations Trick Words by Unit

Please help your child learn to read and spell these tricky words ☺ A checkmark signifies that they know how to Read (R) and/or Spell (S) the word. Thank you for your help!

Unit 2	R	S
the		
a		
and		
is		
his		
of		

Unit 5	R	S
from		
have		
do		
does		

Unit 8	R	S
would		
could		
should		
her		
over		
number		

Unit 3	R	S
as		
has		
to		
into		
we		
he		
she		
be		
me		
for		
or		

Unit 6	R	S
were		
are		
who		
what		
when		
where		
there		
here		

Unit 7	R	S
why		
by		
my		
try		
put		
two		
too		
very		
also		
some		
come		

Unit 4	R	S
you		
your		
I		
they		
was		
one		
said		

Trick Word Sentences

Name: _____

Date: _____

Handwriting practice lines consisting of 20 rows. Each row has a solid top line, a dashed middle line, and a solid bottom line. A small cartoon character is positioned at the start of each row.

Writing Menu

- * Please date the box for the daily activity you choose
- * Please choose ONE activity PER day
- * Remember to use capitalization and punctuation.

<input type="checkbox"/> I am proud of myself because...	<input type="checkbox"/> Pretend you are in charge at home! Write about your day.	<input type="checkbox"/> If you could travel somewhere warm and sunny, where would you go.	<input type="checkbox"/> Do you have a nickname? If so, how did you get that name?
<input type="checkbox"/> If you had a superpower, it would be....	<input type="checkbox"/> Would you rather order lunch at school or bring lunch from home? Why?	<input type="checkbox"/> What is your favorite season? Why?	<input type="checkbox"/> Write two things you like and two things you dislike about rainy days?
<input type="checkbox"/> Write 3 things you like BEST about your school day.	<input type="checkbox"/> If you could grow anything in your backyard what would it be? Why?	<input type="checkbox"/> Write about a sport you like to play or one you like to watch.	<input type="checkbox"/> What is your favorite animal to see (at the zoo, farm, etc.) and why?



WORD BANK

because like from too would here there could
does also your where teacher

Date:

Name:

Journal writing



Journal Writing

Name:

Date:

Journal writing template with 18 sets of horizontal lines. Each set includes a solid top line, a dashed middle line, and a solid bottom line. A small cartoon character is positioned at the start of each line set.

+10 Addition Facts

DIRECTIONS: Take turns naming a sum and covering the fact. Whoever gets four in a row first, wins!

1 + 10 10 + 4 10 + 5 10 + 2 10 + 6 10 + 3 9 + 10

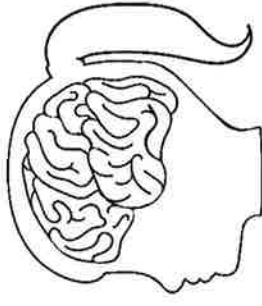
3 + 10 1 + 10 7 + 10 6 + 10 3 + 10 2 + 10 4 + 10

10 + 7 8 + 10 2 + 10 10 + 8 4 + 10 6 + 10 10 + 8

10 + 1 10 + 6 5 + 10 3 + 10 10 + 3 10 + 1 10 + 7

10 + 5 9 + 10 10 + 4 8 + 10 10 + 5 7 + 10 9 + 10

10 + 2 10 + 4 7 + 10 5 + 10 8 + 10 2 + 10 6 + 10




Think!

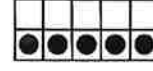
Think about a 20 frame. When you add ten, to a number, your answer is one number below it on the chart.

1	2	3	4	5	6	7	8	9	10
11	12	13	14	15	16	17	18	19	20

Think about two 10 frames. When you add a single digit number to ten, you are adding that number of ones.



+



$$10 + 5 = 15$$

Solve each problem. Use the key to color the picture.

2 = yellow 4 = blue 6 = purple

8 - 2 = 9 - 3 = 6 - 2 = 5 - 1 =

9 - 3 = 10 - 4 = 8 - 2 =

4 - 0 = 7 - 3 =

6 - 0 = 9 - 5 = 8 - 4 = 7 - 1 =

9 - 5 =

5 - 1 = 6 - 2 = 7 - 3 = 10 - 4 =


9 - 3 = 4 - 0 = 6 - 0 =

5 - 3 = 4 - 2 = 8 - 6 = 6 - 4 = 3 - 1 =

Name: _____

Date: _____

Fiction



Handwriting practice lines consisting of 15 rows. Each row has a solid top line, a dashed middle line, and a solid bottom line. A small cartoon character is positioned at the start of each row.