

1st Grade Work Directions:

DAY 1

FUNDATIONS:

1. Choose and complete ONE menu item
2. Practice reading and writing the trick words provided.
3. Write 3 sentences **daily** using the trick word list.

READING:

1. Login to RAZ-Kids (go to www.fpsk6.org then go to students, then RAZ-kids) choose books and read for 20 minutes.
2. Complete the questions that follow each book. (green check marks will appear when complete)

WRITING:

1. Complete 1 writing assignment per day from the Writing Menu. Remember to use capitalization, punctuation and your best spelling.
2. Use the paper provided.

MATH:

1. Play today's game
2. Complete the worksheet provided
3. Log in to IXL (see directions) and complete 20 minutes of activities per day.


SCIENCE:

1. Continue to observe the moon and fill out the calendar.

GUIDED READING:

1. Choose a NON-fiction book from your home library or a RAZ-kids book and read for 15 minutes.
2. Write 3 facts you learned on the paper provided.

Foundations Menu

Write 6 of your words and "mark" them.	Trace 6 of your words on someone's back! *parent signature	Have someone scramble your words- then unscramble them next to it.	Hidden words: Use a white crayon to write 5 of your words. Color over in marker to reveal!
Pick 6 words and write them in sentences. Use capital letters and punctuation.	Be the TEACHER- show someone at home how to tap out 5 words. *Parent signature	Write 6 of your words 3 times each.	Write 6 of your words in shaving cream. * parent signature
Build your words with the yellow tiles. *parent signature	Write your words and then a rhyming word next to it.	Triangle Write 5 of your words! Example: DOG D Do Dog	Draw a picture to represent each word. Dog= 

A B C D E F G H I J K L M N O P Q R S T U V W X Y Z

Week 1 Words

stick	lost	fast	belt	crab
crop	flat	blush	slam	test

Week 2 Words

dress	still	clams	drips	flags
helps	pinch	bench	stuff	pumps

First Grade Foundations Trick Words by Unit

Please help your child learn to read and spell these tricky words ☺ A checkmark signifies that they know how to Read (R) and/or Spell (S) the word. Thank you for your help!

Unit 2	R	S
the		
a		
and		
is		
his		
of		

Unit 5	R	S
from		
have		
do		
does		

Unit 8	R	S
would		
could		
should		
her		
over		
number		

Unit 3	R	S
as		
has		
to		
into		
we		
he		
she		
be		
me		
for		
or		

Unit 6	R	S
were		
are		
who		
what		
when		
where		
there		
here		

Unit 7	R	S
why		
by		
my		
try		
put		
two		
too		
very		
also		
some		
come		

Unit 4	R	S
you		
your		
I		
they		
was		
one		
said		

Trick Word Sentences

Name: _____

Date: _____



Writing Menu

- * Please date the box for the daily activity you choose
- * Please choose ONE activity PER day
- * Remember to use capitalization and punctuation.

<div style="border: 1px solid black; width: 40px; height: 20px; margin-bottom: 5px;"></div> <p>I am proud of myself because...</p>	<div style="border: 1px solid black; width: 40px; height: 20px; margin-bottom: 5px;"></div> <p>Pretend you are in charge at home! Write about your day.</p>	<div style="border: 1px solid black; width: 40px; height: 20px; margin-bottom: 5px;"></div> <p>If you could travel somewhere warm and sunny, where would you go.</p>	<div style="border: 1px solid black; width: 40px; height: 20px; margin-bottom: 5px;"></div> <p>Do you have a nickname? If so, how did you get that name?</p>
<div style="border: 1px solid black; width: 40px; height: 20px; margin-bottom: 5px;"></div> <p>If you had a superpower, it would be....</p>	<div style="border: 1px solid black; width: 40px; height: 20px; margin-bottom: 5px;"></div> <p>Would you rather order lunch at school or bring lunch from home? Why?</p>	<div style="border: 1px solid black; width: 40px; height: 20px; margin-bottom: 5px;"></div> <p>What is your favorite season? Why?</p>	<div style="border: 1px solid black; width: 40px; height: 20px; margin-bottom: 5px;"></div> <p>Write two things you like and two things you dislike about rainy days?</p>
<div style="border: 1px solid black; width: 40px; height: 20px; margin-bottom: 5px;"></div> <p>Write 3 things you like BEST about your school day.</p>	<div style="border: 1px solid black; width: 40px; height: 20px; margin-bottom: 5px;"></div> <p>If you could grow anything in your backyard what would it be? Why?</p>	<div style="border: 1px solid black; width: 40px; height: 20px; margin-bottom: 5px;"></div> <p>Write about a sport you like to play or one you like to watch.</p>	<div style="border: 1px solid black; width: 40px; height: 20px; margin-bottom: 5px;"></div> <p>What is your favorite animal to see (at the zoo, farm, etc.) and why?</p>


WORD BANK

because like from too would here there could
does also your where teacher

Name: _____

Date: _____

Journal writing



Roll and Total

NAME _____		1 2 4 3
DATE _____		

Materials 2 dice (1 and 6 sided dice)

Players 2

Skill Finding sums of 1-digit numbers

Object of the Game To fill one column

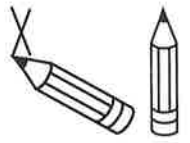
Directions

- 1 Work with a partner. Take turns.
- 2 Roll both dice and find the sum.
- 3 Shade the first empty box above the sum in the table below.
- 4 Play until one column is filled to the top.

2	3	4	5	6	7	8	9	10	11	12	

Copyright © McGraw-Hill Education. Permission is granted to reproduce for classroom use.

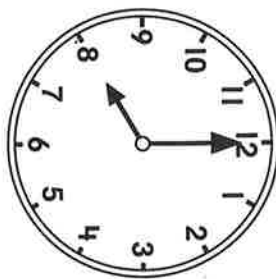
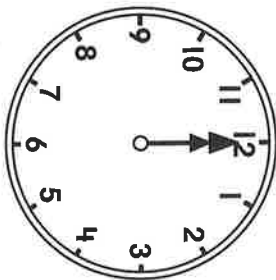
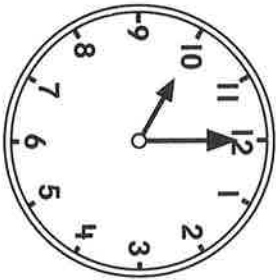
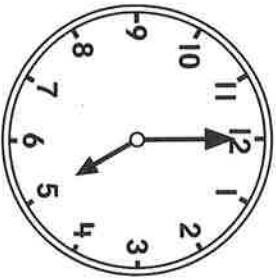
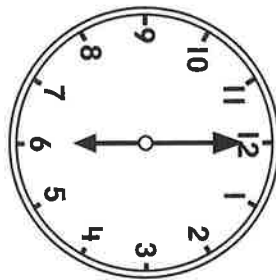
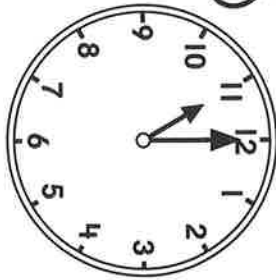
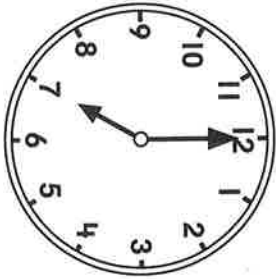
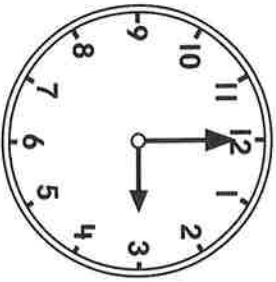

Fishing Friends



Write each time.

Cross off the matching time on the boat.


12:00 8:00 11:00 7:00
 10:00 6:00 5:00 3:00



Name: _____

Date: _____

Nonfiction



Handwriting practice lines consisting of 12 rows. Each row has a solid top line, a dashed middle line, and a solid bottom line. On the left side of each row, there is a small cartoon character icon: a sun, a bird, a worm, and a girl.