

# **1st Grade Work Directions:**

## **Day 19**

### **FUNDATIONS:**

1. Choose and complete ONE menu item
2. Practice reading and writing the trick words provided.
3. Write 3 sentences **daily** using the trick word list.

### **READING:**

1. Login to RAZ-Kids (go to [www.fpsk6.org](http://www.fpsk6.org) then go to students, then RAZ-kids) choose books and read for 20 minutes.
2. Complete the questions that follow each book. (green check marks will appear when complete)

### **WRITING:**

1. Complete 1 writing assignment per day from the Writing Menu. Remember to use capitalization, punctuation and your best spelling.
2. Use the paper provided.

### **MATH:**

1. Complete the worksheets provided
2. Log in to IXL (see directions) and complete 20 minutes of activities per day.

### **SOCIAL STUDIES:**

1. Color, cut and label the back of the clipart.
2. Please RETURN the pictures in a ziplock bag upon return.


### **SCIENCE:**

1. Continue to observe the moon and fill out the calendar.
2. Complete the worksheet.

### **GUIDED READING:**

1. Choose a new book from your home library or a RAZ-kids book and read for 15 minutes.
2. If a NON-fiction book, write 3 facts. If a Fiction book write the beginning, middle, end.

## Foundations Menu

<p>Write 6 of your words and "mark" them.</p>	<p>Trace 6 of your words on someone's back!</p> <p>*parent signature</p>	<p>Have someone scramble your words- then unscramble them next to it.</p>	<p>Hidden words: Use a white crayon to write 5 of your words. Color over in marker to reveal!</p>
<p>Pick 6 words and write them in sentences.</p> <p>Use capital letters and punctuation.</p>	<p>Be the TEACHER- show someone at home how to tap out 5 words.</p> <p>*Parent signature</p>	<p>Write 6 of your words 3 times each.</p>	<p>Write 6 of your words in shaving cream.</p> <p>* parent signature</p>
<p>Build your words with the yellow tiles.</p> <p>*parent signature</p>	<p>Write your words and then a rhyming word next to it.</p>	<p>Triangle Write 5 of your words! Example: DOG</p> <p style="text-align: center;">D Do Dog</p>	<p>Draw a picture to represent each word.</p> <p>Dog= </p>

A B C D E F G H I J K L M N O P Q R S T U V W X Y Z

## Week 4 Words

shrub	class	stuff	ponds	flips
stacks	pumps	smog	gifts	sniff

# First Grade Foundations Trick Words by Unit

Please help your child learn to read and spell these tricky words ☺ A checkmark signifies that they know how to Read (R) and/or Spell (S) the word. Thank you for your help!

Unit 2	R	S
the		
a		
and		
is		
his		
of		

Unit 5	R	S
from		
have		
do		
does		

Unit 8	R	S
would		
could		
should		
her		
over		
number		

Unit 3	R	S
as		
has		
to		
into		
we		
he		
she		
be		
me		
for		
or		

Unit 6	R	S
were		
are		
who		
what		
when		
where		
there		
here		

Unit 7	R	S
why		
by		
my		
try		
put		
two		
too		
very		
also		
some		
come		

Unit 4	R	S
you		
your		
I		
they		
was		
one		
said		

# Trick Word Sentences

Name: \_\_\_\_\_ Date: \_\_\_\_\_

 \_\_\_\_\_

 \_\_\_\_\_

 \_\_\_\_\_

 \_\_\_\_\_

 \_\_\_\_\_

 \_\_\_\_\_

 \_\_\_\_\_

 \_\_\_\_\_

 \_\_\_\_\_

 \_\_\_\_\_

 \_\_\_\_\_

 \_\_\_\_\_

 \_\_\_\_\_

 \_\_\_\_\_

 \_\_\_\_\_

 \_\_\_\_\_

 \_\_\_\_\_

 \_\_\_\_\_

 \_\_\_\_\_

 \_\_\_\_\_

 \_\_\_\_\_

 \_\_\_\_\_

 \_\_\_\_\_

 \_\_\_\_\_

 \_\_\_\_\_

 \_\_\_\_\_

 \_\_\_\_\_

 \_\_\_\_\_

 \_\_\_\_\_

 \_\_\_\_\_

 \_\_\_\_\_

## Writing Menu-2

- \* Please date the box for the daily activity you choose
- \* Please choose ONE activity PER day
- \* Remember to use capitalization and punctuation.

<input type="text"/>	<input type="text"/>	<input type="text"/>	<input type="text"/>
Would you rather explore the moon or the ocean?	Would you rather be in a parade or watch a parade?	Tell about the best day you had with your family.	FREE WRITE!

<input type="text"/>	<input type="text"/>	<input type="text"/>	<input type="text"/>
What signs of Spring have you seen outside?	Write 3 ways to keep yourself healthy.	To be a good friend, you need to...	If you could travel to space, what would you want to see?

<input type="text"/>	<input type="text"/>	<input type="text"/>	<input type="text"/>
What is your favorite song to sing? Whom would you sing to?	What do you think is at the end of a rainbow?	How would you trap a leprechaun?	If you had 3 wishes, what would you wish for?

## WORD BANK

because like from too would here there could  
does also your where

Name: \_\_\_\_\_

Date: \_\_\_\_\_

# Journal writing

\_\_\_\_\_

\_\_\_\_\_

\_\_\_\_\_

\_\_\_\_\_

\_\_\_\_\_

\_\_\_\_\_

\_\_\_\_\_

\_\_\_\_\_

\_\_\_\_\_

\_\_\_\_\_

\_\_\_\_\_

\_\_\_\_\_

\_\_\_\_\_

\_\_\_\_\_

\_\_\_\_\_

\_\_\_\_\_

\_\_\_\_\_

\_\_\_\_\_

\_\_\_\_\_

\_\_\_\_\_

\_\_\_\_\_

\_\_\_\_\_

# Journal Writing

Name: \_\_\_\_\_

Date: \_\_\_\_\_


Journal writing lines with a solid top line, a dashed middle line, and a solid bottom line. Each line is preceded by a small cartoon notepad icon.

Read the passage. Follow the directions on page 9.

## Plants

Plants cannot walk, swim, or run. Plants cannot move from place to place. Plants cannot talk, sing, or growl.

One thing plants can do that other living things cannot is make their own food! Plants only need sun, water, soil, and air. With these things, they can feed themselves very well.





# Die Rolls Record Sheet

Lesson 4-5







NAME

DATE

Roll the die 30 times.

Record each roll with a tally mark.

Write the total for each row.

Roll	Tally Marks	Total
		
		
		
		
		
		

- ① Which number did you roll the most? \_\_\_\_\_
- ② Which number did you roll the least? \_\_\_\_\_
- ③ If you rolled the die 100 times, do you think you would get more 3s or more 6s? Why?

---

---

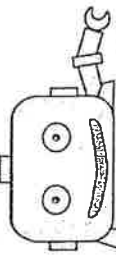
25



**RULE:** Subtract \_\_\_\_

IN	OUT
9	6
5	2
7	
4	


26



**RULE:** Subtract \_\_\_\_

IN	OUT
12	8
9	5
10	
7	


27



**RULE:** Subtract \_\_\_\_

IN	OUT
11	5
9	3
15	
12	

28



**RULE:** Subtract \_\_\_\_

IN	OUT
4	2
7	5
10	
9	



Name: \_\_\_\_\_

Date: \_\_\_\_\_



# Guided Reading

