

# 1st Grade Work Directions:

## Day 18

### FUNDATIONS:

1. Choose and complete ONE menu item
2. Practice reading and writing the trick words provided.
3. Write 3 sentences **daily** using the trick word list.

### READING:

1. Login to RAZ-Kids (go to [www.fpsk6.org](http://www.fpsk6.org) then go to students, then RAZ-kids) choose books and read for 20 minutes.
2. Complete the questions that follow each book. (green check marks will appear when complete)

### WRITING:

1. Complete 1 writing assignment per day from the Writing Menu. Remember to use capitalization, punctuation and your best spelling.
2. Use the paper provided.

### MATH:

1. Complete the worksheets provided
2. Log in to IXL (see directions) and complete 20 minutes of activities per day.

### SOCIAL STUDIES:

1. Color, cut and label the back of the clipart.
2. Please RETURN the pictures in a ziplock bag upon return.


### SCIENCE:

1. Continue to observe the moon and fill out the calendar.
2. Complete the worksheet.

### GUIDED READING:

1. Choose a new book from your home library or a RAZ-kids book and read for 15 minutes.
2. If a NON-fiction book, write 3 facts. If a Fiction book write the beginning, middle, end.

## Foundations Menu

<p>Write 6 of your words and "mark" them.</p>	<p>Trace 6 of your words on someone's back!</p> <p>*parent signature</p>	<p>Have someone scramble your words- then unscramble them next to it.</p>	<p>Hidden words: Use a white crayon to write 5 of your words. Color over in marker to reveal!</p>
<p>Pick 6 words and write them in sentences.</p> <p>Use capital letters and punctuation.</p>	<p>Be the TEACHER- show someone at home how to tap out 5 words.</p> <p>*Parent signature</p>	<p>Write 6 of your words 3 times each.</p>	<p>Write 6 of your words in shaving cream.</p> <p>* parent signature</p>
<p>Build your words with the yellow tiles.</p> <p>*parent signature</p>	<p>Write your words and then a rhyming word next to it.</p>	<p>Triangle Write 5 of your words! Example: DOG</p> <p style="text-align: center;">D Do Dog</p>	<p>Draw a picture to represent each word.</p> <p>Dog= </p>

A B C D E F G H I J K L M N O P Q R S T U V W X Y Z

## Week 4 Words

shrub	class	stuff	ponds	flips
stacks	pumps	smog	gifts	sniff

# First Grade Foundations Trick Words by Unit

Please help your child learn to read and spell these tricky words ☺ A checkmark signifies that they know how to Read (R) and/or Spell (S) the word. Thank you for your help!

Unit 2	R	S
the		
a		
and		
is		
his		
of		

Unit 5	R	S
from		
have		
do		
does		

Unit 8	R	S
would		
could		
should		
her		
over		
number		

Unit 3	R	S
as		
has		
to		
into		
we		
he		
she		
be		
me		
for		
or		

Unit 6	R	S
were		
are		
who		
what		
when		
where		
there		
here		

Unit 7	R	S
why		
by		
my		
try		
put		
two		
too		
very		
also		
some		
come		

Unit 4	R	S
you		
your		
I		
they		
was		
one		
said		

# Trick Word Sentences

Name: \_\_\_\_\_ Date: \_\_\_\_\_

\_\_\_\_\_

\_\_\_\_\_

\_\_\_\_\_

\_\_\_\_\_

\_\_\_\_\_

\_\_\_\_\_

\_\_\_\_\_

\_\_\_\_\_

\_\_\_\_\_

\_\_\_\_\_

\_\_\_\_\_

\_\_\_\_\_

\_\_\_\_\_

\_\_\_\_\_

\_\_\_\_\_

\_\_\_\_\_

\_\_\_\_\_

\_\_\_\_\_

\_\_\_\_\_

\_\_\_\_\_

\_\_\_\_\_

\_\_\_\_\_

\_\_\_\_\_

\_\_\_\_\_

\_\_\_\_\_

\_\_\_\_\_

\_\_\_\_\_

\_\_\_\_\_

\_\_\_\_\_

\_\_\_\_\_

\_\_\_\_\_

## Writing Menu-2

- \* Please date the box for the daily activity you choose
- \* Please choose ONE activity PER day
- \* Remember to use capitalization and punctuation.

<input type="checkbox"/>	Would you rather explore the moon or the ocean?	<input type="checkbox"/>	Would you rather be in a parade or watch a parade?	<input type="checkbox"/>	Tell about the best day you had with your family.	<input type="checkbox"/>	FREE WRITE!
--------------------------	---	--------------------------	--	--------------------------	---	--------------------------	-------------

<input type="checkbox"/>	What signs of Spring have you seen outside?	<input type="checkbox"/>	Write 3 ways to keep yourself healthy.	<input type="checkbox"/>	To be a good friend, you need to...	<input type="checkbox"/>	If you could travel to space, what would you want to see?
--------------------------	---	--------------------------	--	--------------------------	-------------------------------------	--------------------------	---

<input type="checkbox"/>	What is your favorite song to sing? Whom would you sing to?	<input type="checkbox"/>	What do you think is at the end of a rainbow?	<input type="checkbox"/>	How would you trap a leprechaun?	<input type="checkbox"/>	If you had 3 wishes, what would you wish for?
--------------------------	---	--------------------------	---	--------------------------	----------------------------------	--------------------------	---

## WORD BANK

because like from too would here there could  
does also your where



Name: \_\_\_\_\_

Date: \_\_\_\_\_



# Journal writing



# Journal Writing

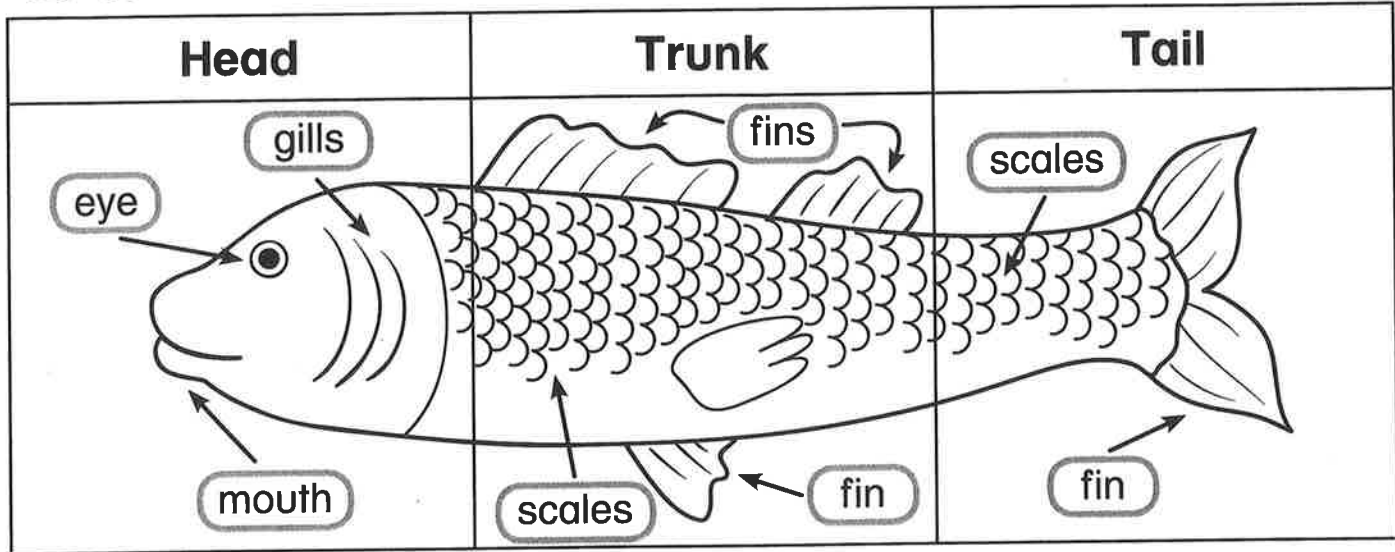
Name: \_\_\_\_\_

Date: \_\_\_\_\_



# From Head to Tail

  Look.



Read.

Look at the fish. Can you find the three main parts? A lot of fish have a head, a trunk, and a tail. Can you find the fins? Fins help a fish swim. Can you find the gills? Gills help a fish breathe. Can you find the scales? Scales help a fish stay safe.

 Write. Use the word bank.

1. A lot of fish have \_\_\_\_\_ main parts.
2. Fish use \_\_\_\_\_ to breathe.
3. Fins help a fish \_\_\_\_\_.
4. Scales help a fish stay \_\_\_\_\_.
5. The main parts of most fish are the head, the trunk, and the \_\_\_\_\_.

**Word Bank**  
gills  
safe  
swim  
tail  
three

**Bonus:** Draw a fish. Label the parts that you know.



# Domino Top-It Record Sheet

NAME _____		DATE _____	
------------	--	------------	--

Draw dots in the dominoes for each turn.  
Write the totals below the dominoes.  
Circle the winning domino.



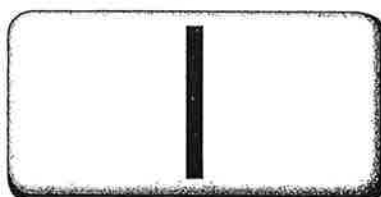
\_\_\_\_\_




\_\_\_\_\_



\_\_\_\_\_




\_\_\_\_\_



\_\_\_\_\_



\_\_\_\_\_



\_\_\_\_\_



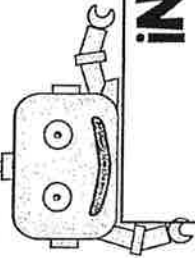
\_\_\_\_\_

21

**RULE: Subtract 6**

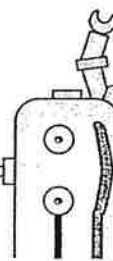
IN	OUT
12	
7	
14	
9	

22

**RULE: Subtract 8**

IN	OUT
10	
16	
15	
12	


23

**RULE: Subtract 5**

IN	OUT
13	
8	
11	
10	

29

24

**RULE: Subtract 7**

IN	OUT
8	
14	
16	
13	




Name: \_\_\_\_\_

Date: \_\_\_\_\_



# Guided Reading



Name: \_\_\_\_\_

Date: \_\_\_\_\_

