

1st Grade Work Directions:

Day 17

FUNDATIONS:

1. Choose and complete ONE menu item
2. Practice reading and writing the trick words provided.
3. Write 3 sentences **daily** using the trick word list.

READING:

1. Login to RAZ-Kids (go to www.fpsk6.org then go to students, then RAZ-kids) choose books and read for 20 minutes.
2. Complete the questions that follow each book. (green check marks will appear when complete)

WRITING:

1. Complete 1 writing assignment per day from the Writing Menu. Remember to use capitalization, punctuation and your best spelling.
2. Use the paper provided.

MATH:

1. Complete the worksheets provided
2. Log in to IXL (see directions) and complete 20 minutes of activities per day.

SOCIAL STUDIES:

1. Color, cut and label the back of the clipart.
2. Please RETURN the pictures in a ziplock bag upon return.


SCIENCE:

1. Continue to observe the moon and fill out the calendar.
2. Complete the worksheet.

GUIDED READING:

1. Choose a new book from your home library or a RAZ-kids book and read for 15 minutes.
2. If a NON-fiction book, write 3 facts. If a Fiction book write the beginning, middle, end.

Foundations Menu

Write 6 of your words and "mark" them.	Trace 6 of your words on someone's back! *parent signature	Have someone scramble your words- then unscramble them next to it.	Hidden words: Use a white crayon to write 5 of your words. Color over in marker to reveal!
Pick 6 words and write them in sentences. Use capital letters and punctuation.	Be the TEACHER- show someone at home how to tap out 5 words. *Parent signature	Write 6 of your words 3 times each.	Write 6 of your words in shaving cream. * parent signature
Build your words with the yellow tiles. *parent signature	Write your words and then a rhyming word next to it.	Triangle Write 5 of your words! Example: DOG D Do Dog	Draw a picture to represent each word. Dog= 

A B C D E F G H I J K L M N O P Q R S T U V W X Y Z

Week 4 Words

shrub	class	stuff	ponds	flips
stacks	pumps	smog	gifts	sniff

First Grade Foundations Trick Words by Unit

Please help your child learn to read and spell these tricky words ☺ A checkmark signifies that they know how to Read (R) and/or Spell (S) the word. Thank you for your help!

Unit 2	R	S
the		
a		
and		
is		
his		
of		

Unit 5	R	S
from		
have		
do		
does		

Unit 8	R	S
would		
could		
should		
her		
over		
number		

Unit 3	R	S
as		
has		
to		
into		
we		
he		
she		
be		
me		
for		
or		

Unit 6	R	S
were		
are		
who		
what		
when		
where		
there		
here		

Unit 7	R	S
why		
by		
my		
try		
put		
two		
too		
very		
also		
some		
come		

Unit 4	R	S
you		
your		
I		
they		
was		
one		
said		

Trick Word Sentences

Name: _____ Date: _____

 _____

 _____

 _____

 _____

 _____

 _____

 _____

 _____

 _____

 _____

 _____

 _____

 _____

 _____

 _____

 _____

 _____

 _____

 _____

 _____

 _____

 _____


 _____

 _____

 _____

 _____

 _____

 _____

 _____

 _____

 _____

Writing Menu-2

- * Please date the box for the daily activity you choose
- * Please choose ONE activity PER day
- * Remember to use capitalization and punctuation.

<input type="checkbox"/> Would you rather explore the moon or the ocean?	<input type="checkbox"/> Would you rather be in a parade or watch a parade?	<input type="checkbox"/> Tell about the best day you had with your family.	<input type="checkbox"/> FREE WRITE!
<input type="checkbox"/> What signs of Spring have you seen outside?	<input type="checkbox"/> Write 3 ways to keep yourself healthy.	<input type="checkbox"/> To be a good friend, you need to...	<input type="checkbox"/> If you could travel to space, what would you want to see?
<input type="checkbox"/> What is your favorite song to sing? Whom would you sing to?	<input type="checkbox"/> What do you think is at the end of a rainbow?	<input type="checkbox"/> How would you trap a leprechaun?	<input type="checkbox"/> If you had 3 wishes, what would you wish for?

WORD BANK

because like from too would here there could
does also your where



Name: _____

Date: _____

Journal writing



Journal Writing

Name: _____

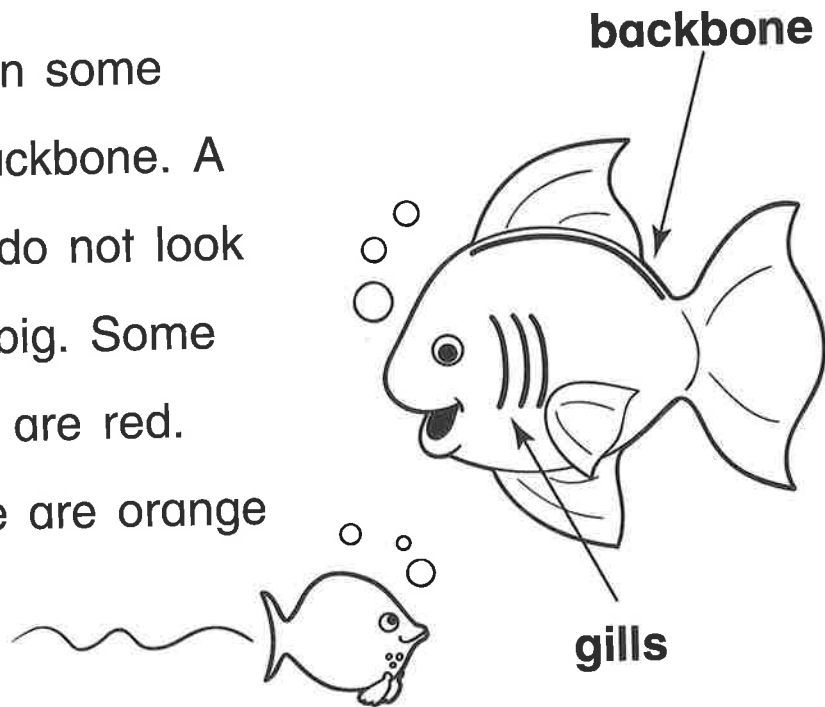
Date: _____



Same and Different











lead.

Fish are the same in some ways. A fish has a backbone. A fish has gills. All fish do not look the same. Some are big. Some are very small. Some are red. Some are blue. Some are orange and yellow too!



 Color  or .

1. Fish do not have backbones.
2. All fish look the same.
3. Fish can be blue.
4. Some fish are big.
5. A fish has gills.

True	False
	
	
	
	
	


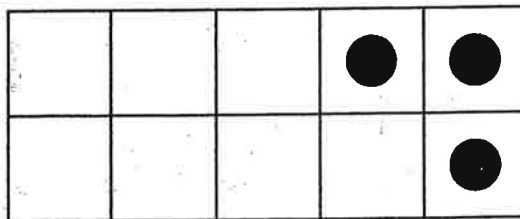

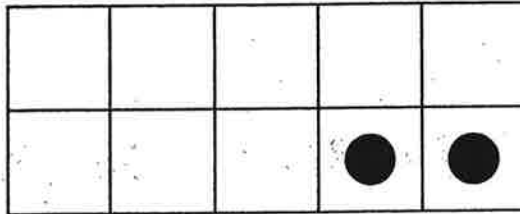

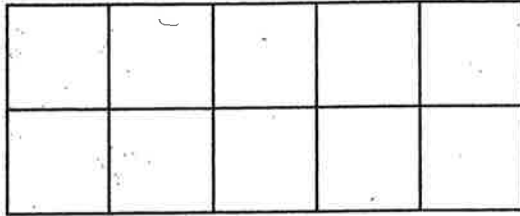
Bonus: Draw a fish. Write two ways all fish are the same.

Ten-Frame Top-It Cards 1-6

1	2
4	3

NAME _____

DATE _____

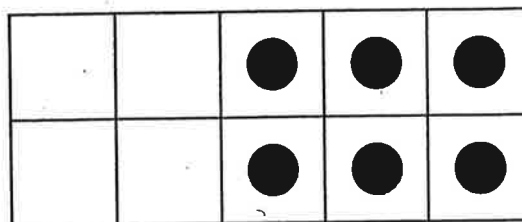
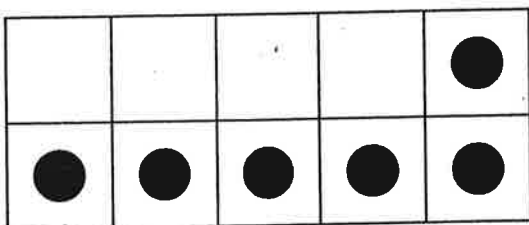
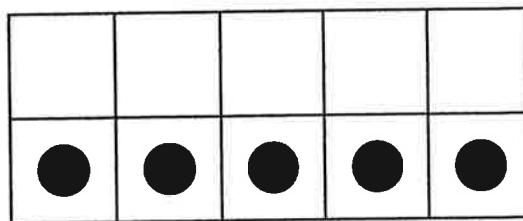
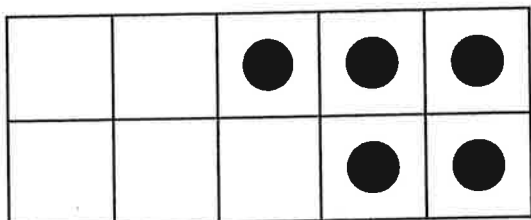
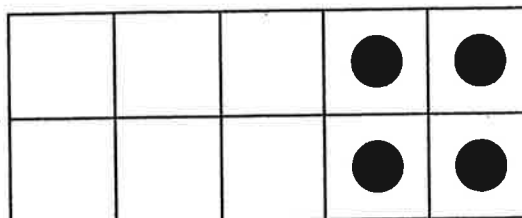
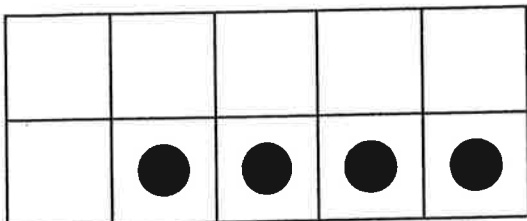


Ten-Frame Top-It Cards 7-12

1	2
4	3






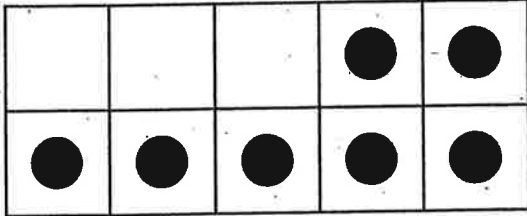
NAME _____

DATE _____

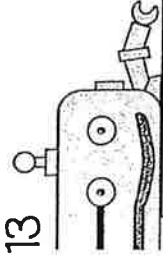


Ten-Frame Top-It Cards 13-18

NAME _____		1 2 4 3
DATE _____		



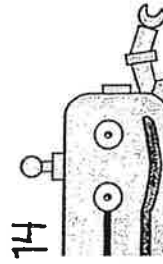
13



RULE: Add ____

IN	OUT
9	11
5	
1	
2	4

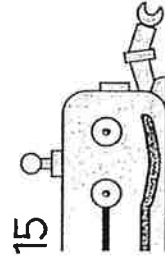
14



RULE: Add ____

IN	OUT
5	14
9	
3	
7	16

15

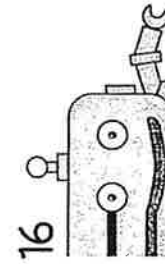


RULE: Add ____

IN	OUT
7	
8	12
4	8
6	

27

16




RULE: Add ____

IN	OUT
4	
8	13
6	11
0	

Name: _____

Date: _____

Guided Reading



Name: _____

Date: _____

