

1st Grade Work Directions:

Day 16

FUNDATIONS:

1. Choose and complete ONE menu item
2. Practice reading and writing the trick words provided.
3. Write 3 sentences **daily** using the trick word list.

READING:

1. Login to RAZ-Kids (go to www.fpsk6.org then go to students, then RAZ-kids) choose books and read for 20 minutes.
2. Complete the questions that follow each book. (green check marks will appear when complete)

WRITING:

1. Complete 1 writing assignment per day from the Writing Menu. Remember to use capitalization, punctuation and your best spelling.
2. Use the paper provided.

MATH:

1. Complete the worksheets provided
2. Log in to IXL (see directions) and complete 20 minutes of activities per day.

SOCIAL STUDIES:

1. Color, cut and label the back of the clipart.
2. Please RETURN the pictures in a ziplock bag upon return.


SCIENCE:

1. Continue to observe the moon and fill out the calendar.
2. Complete the worksheet.

GUIDED READING:

1. Choose a new book from your home library or a RAZ-kids book and read for 15 minutes.
2. If a NON-fiction book, write 3 facts. If a Fiction book write the beginning, middle, end.

Foundations Menu

Write 6 of your words and "mark" them.	Trace 6 of your words on someone's back! *parent signature	Have someone scramble your words- then unscramble them next to it.	Hidden words: Use a white crayon to write 5 of your words. Color over in marker to reveal!
Pick 6 words and write them in sentences. Use capital letters and punctuation.	Be the TEACHER- show someone at home how to tap out 5 words. *Parent signature	Write 6 of your words 3 times each.	Write 6 of your words in shaving cream. * parent signature
Build your words with the yellow tiles. *parent signature	Write your words and then a rhyming word next to it.	Triangle Write 5 of your words! Example: DOG D Do Dog	Draw a picture to represent each word. Dog= 

A B C D E F G H I J K L M N O P Q R S T U V W X Y Z

Week 4 Words

shrub	class	stuff	ponds	flips
stacks	pumps	smog	gifts	sniff

First Grade Foundations Trick Words by Unit

Please help your child learn to read and spell these tricky words ☺ A checkmark signifies that they know how to Read (R) and/or Spell (S) the word. Thank you for your help!

Unit 2	R	S
the		
a		
and		
is		
his		
of		

Unit 5	R	S
from		
have		
do		
does		

Unit 8	R	S
would		
could		
should		
her		
over		
number		

Unit 3	R	S
as		
has		
to		
into		
we		
he		
she		
be		
me		
for		
or		

Unit 6	R	S
were		
are		
who		
what		
when		
where		
there		
here		

Unit 7	R	S
why		
by		
my		
try		
put		
two		
too		
very		
also		
some		
come		

Unit 4	R	S
you		
your		
I		
they		
was		
one		
said		

Trick Word Sentences

Name: _____ Date: _____

 _____

 _____

 _____

 _____

 _____

 _____

 _____

 _____

 _____

 _____

 _____

 _____

 _____

 _____

 _____

 _____

 _____

 _____

 _____

 _____

 _____

 _____

 _____

 _____

 _____

 _____

 _____

 _____

 _____

 _____

 _____

Writing Menu-2

- * Please date the box for the daily activity you choose
- * Please choose ONE activity PER day
- * Remember to use capitalization and punctuation.

<input type="checkbox"/>	Would you rather explore the moon or the ocean?	<input type="checkbox"/>	Would you rather be in a parade or watch a parade?	<input type="checkbox"/>	Tell about the best day you had with your family.	<input type="checkbox"/>	FREE WRITE!
<input type="checkbox"/>	What signs of Spring have you seen outside?	<input type="checkbox"/>	Write 3 ways to keep yourself healthy.	<input type="checkbox"/>	To be a good friend, you need to...	<input type="checkbox"/>	If you could travel to space, what would you want to see?
<input type="checkbox"/>	What is your favorite song to sing? Whom would you sing to?	<input type="checkbox"/>	What do you think is at the end of a rainbow?	<input type="checkbox"/>	How would you trap a leprechaun?	<input type="checkbox"/>	If you had 3 wishes, what would you wish for?

WORD BANK

because like from too would here there could
does also your where

Name: _____

Date: _____



Journal writing



Journal Writing

Name: _____

Date: _____

Journal writing lines with a three-line guide (top solid, middle dashed, bottom solid) and a small cartoon character icon at the start of each line.

Read the poem. Follow the directions on page 11.

Rain

Rain is a gentle mist
Falling softly on the ground,
Landing lightly, making no sound.
Rain is a little sprinkle.
Drips and drops barely seen,
A tiny drink to keep grass green.
Rain is a watery storm
Crashing, splashing, hiding the sun.
Hurry home! Run! Run! Run!



The poem has many words that describe rain. See how many you can find. Write the words below.

- | | |
|----------|-----------|
| 1. _____ | 2. _____ |
| 3. _____ | 4. _____ |
| 5. _____ | 6. _____ |
| 7. _____ | 8. _____ |
| 9. _____ | 10. _____ |

Find three lines in the poem that tell what rain is like. Underline each line. Which kind of rain do you like best? Why?

Name: _____

Addition Dice- Top It

Take turns.

Roll the dice and add the numbers.

The player with the larger sum wins.

Circle the winning round.



Round 3

Round 2

Round 1

$\square + \square$	$\square + \square$	$\square + \square$
\square	\square	\square

Round 4

$\square + \square$	$\square + \square$
\square	\square

Round 5

$\square + \square$	$\square + \square$
\square	\square

Round 6

$\square + \square$	$\square + \square$
\square	\square

17

18

19

20

28

RULE: Subtract 1

RULE: Subtract 3

IN

OUT

7

6

5

4

2

10

6

7

RULE: Subtract 4

RULE: Subtract 2

IN

OUT

12

8

9



5

11

9

10

6






Name: _____

Date: _____



Guided Reading



Name: _____

Date: _____

