

1st Grade Work Directions:

Day 13

FUNDATIONS:

1. Choose and complete ONE menu item
2. Practice reading and writing the trick words provided.
3. Write 3 sentences **daily** using the trick word list.

READING:

1. Login to RAZ-Kids (go to www.fpsk6.org then go to students, then RAZ-kids) choose books and read for 20 minutes.
2. Complete the questions that follow each book. (green check marks will appear when complete)

WRITING:

1. Complete 1 writing assignment per day from the Writing Menu. Remember to use capitalization, punctuation and your best spelling.
2. Use the paper provided.

MATH:

1. Complete the worksheets provided
2. Log in to IXL (see directions) and complete 20 minutes of activities per day.

SOCIAL STUDIES:

1. Color, cut and label the back of the clipart.
2. Please RETURN the pictures in a ziplock bag upon return.


SCIENCE:

1. Continue to observe the moon and fill out the calendar.

GUIDED READING:

1. Choose a new book from your home library or a RAZ-kids book and read for 15 minutes.
2. If a NON-fiction book, write 3 facts. If a Fiction book write the beginning, middle, end.

Foundations Menu

Write 6 of your words and "mark" them.	Trace 6 of your words on someone's back! *parent signature	Have someone scramble your words- then unscramble them next to it.	Hidden words: Use a white crayon to write 5 of your words. Color over in marker to reveal!
Pick 6 words and write them in sentences. Use capital letters and punctuation.	Be the TEACHER- show someone at home how to tap out 5 words. *Parent signature	Write 6 of your words 3 times each.	Write 6 of your words in shaving cream. * parent signature
Build your words with the yellow tiles. *parent signature	Write your words and then a rhyming word next to it.	Triangle Write 5 of your words! Example: DOG D Do Dog	Draw a picture to represent each word. Dog= 

A B C D E F G H I J K L M N O P Q R S T U V W X Y Z

Week 3 Words

swish	drag	ramp	task	thank
chunk	wing	thump	cloth	trap

First Grade Foundations Trick Words by Unit

Please help your child learn to read and spell these tricky words ☺ A checkmark signifies that they know how to Read (R) and/or Spell (S) the word. Thank you for your help!

Unit 2	R	S
the		
a		
and		
is		
his		
of		

Unit 5	R	S
from		
have		
do		
does		

Unit 8	R	S
would		
could		
should		
her		
over		
number		

Unit 3	R	S
as		
has		
to		
into		
we		
he		
she		
be		
me		
for		
or		

Unit 6	R	S
were		
are		
who		
what		
when		
where		
there		
here		

Unit 7	R	S
why		
by		
my		
try		
put		
two		
too		
very		
also		
some		
come		

Unit 4	R	S
you		
your		
I		
they		
was		
one		
said		

Trick Word Sentences

Name: _____ Date: _____

Writing Menu-2

- * Please date the box for the daily activity you choose
- * Please choose ONE activity PER day
- * Remember to use capitalization and punctuation.

<input type="text"/> Would you rather explore the moon or the ocean?	<input type="text"/> Would you rather be in a parade or watch a parade?	<input type="text"/> Tell about the best day you had with your family.	<input type="text"/> FREE WRITE!
---	--	---	-------------------------------------

<input type="text"/> What signs of Spring have you seen outside?	<input type="text"/> Write 3 ways to keep yourself healthy.	<input type="text"/> To be a good friend, you need to...	<input type="text"/> If you could travel to space, what would you want to see?
---	--	---	---

<input type="text"/> What is your favorite song to sing? Whom would you sing to?	<input type="text"/> What do you think is at the end of a rainbow?	<input type="text"/> How would you trap a leprechaun?	<input type="text"/> If you had 3 wishes, what would you wish for?
---	---	--	---



WORD BANK

because like from too would here there could
does also your where

Date:

Name:

Journal writing



Journal Writing

Name: _____

Date: _____



3

Jake has 2 dogs. His mom lets him get 8 more dogs. How many dogs does Jake have now?

Draw a picture of the story

Write a number model for the story

$$\underline{\quad\quad} \bigcirc \underline{\quad\quad} = \underline{\quad\quad}$$

 dogs

Name: _____

Number Line Practice

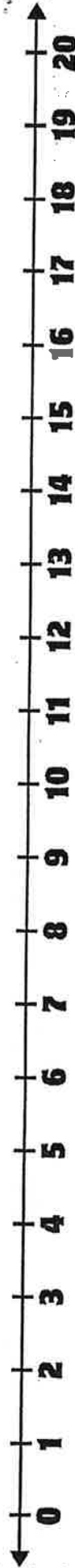
$$10 + 5 =$$



$$5 + 9 =$$



$$8 + 4 =$$





$$3 + 9 =$$



$$10 + 10 =$$





Name: _____

Date: _____

