


The Fairfield Township Board of Education
presents....

**2016-2017
School District
Budget**



2016-2017 School District Budget

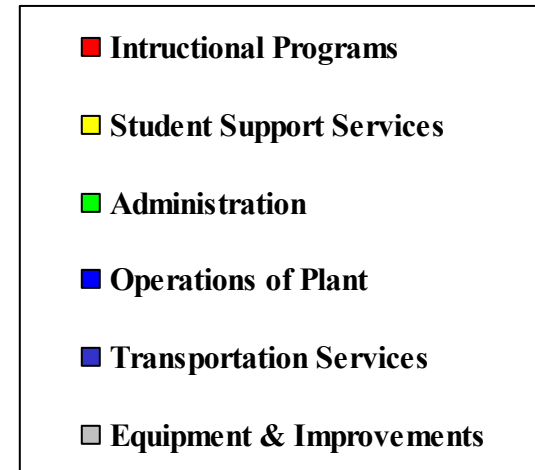
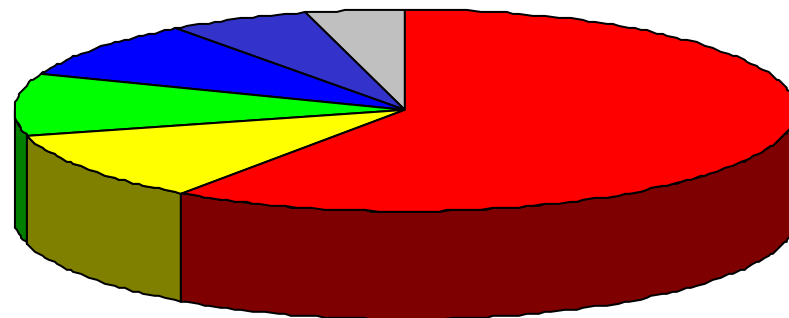
The Fairfield Board of Education develops the District's School Budget annually. This budget incorporates the needs of the children, long-term goals of the Board, protection of the district's assets, and action plans of the administration.

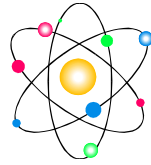

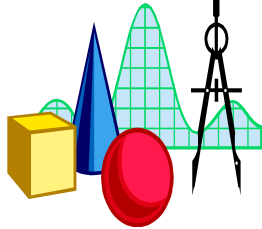
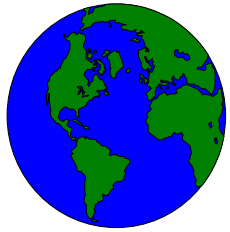


2016-2017 Budget Summary

This evening, the Board of Education will consider its goals, program changes, and input from the district's Superintendent and Administration. The Board is being asked to approve a proposed budget for 2016-2017, which is summarized as follows:

2016-2017 School District Budget

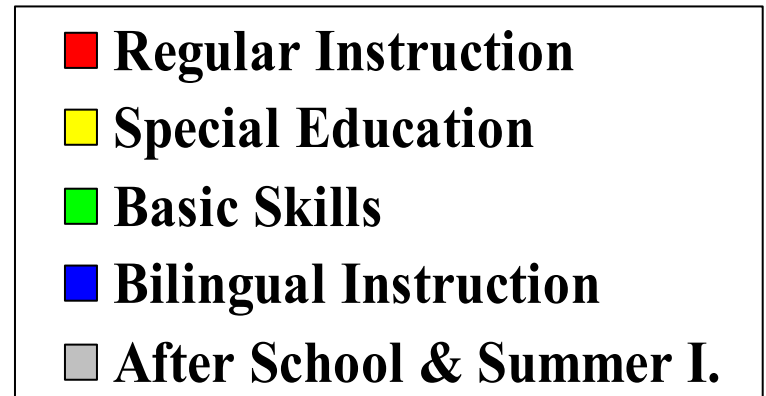
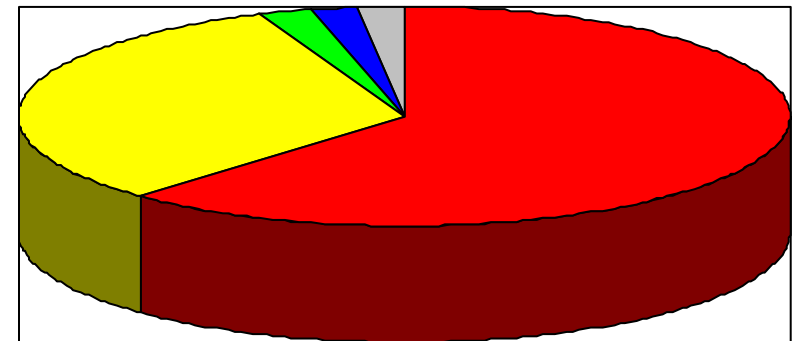





Instructional Classroom Programs

The Instructional Classroom Programs are the heart of the District's educational offerings. They include regular and special educational instruction, as well as Co Curricular and summer developmental programs.

	<u>2015-2016</u>	<u>2016-2017</u>
Regular Instruction	\$ 3,396,871	3,267,307
Special Education	1,500,279	1,631,822
Basic Skills/At Risk	328,964	360,799
Bilingual Instruction	34,492	53,924
Co Curr & Summer	<u>60,179</u>	<u>65,056</u>
TOTAL	\$ <u>5,320,785</u>	<u>5,378,908</u>

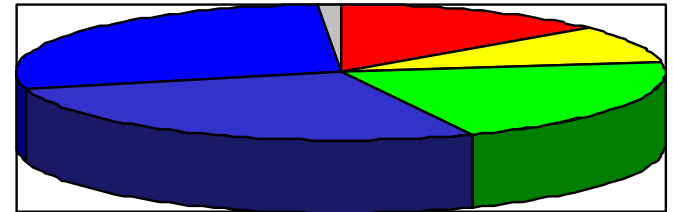




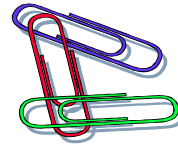
Student Support Services

The Student Support Services enhance the instructional programs in the classroom. They include Attendance, Health, Guidance and Media Services, Specialized Therapies, the Child Study Teams as well as the Professional Development of the staff.

	<u>2015-2016</u>	<u>2016-2017</u>
Attendance & Health	\$ 156,645	159,095
Guidance Services	50,874	101,874
Media Services	252,315	233,107
Specialized Therapies	465,110	314,359
Child Study Teams	320,794	320,546
Staff Training	<u>36,300</u>	<u>12,125</u>
TOTAL	\$ <u>1,282,038</u>	<u>1,141,106</u>

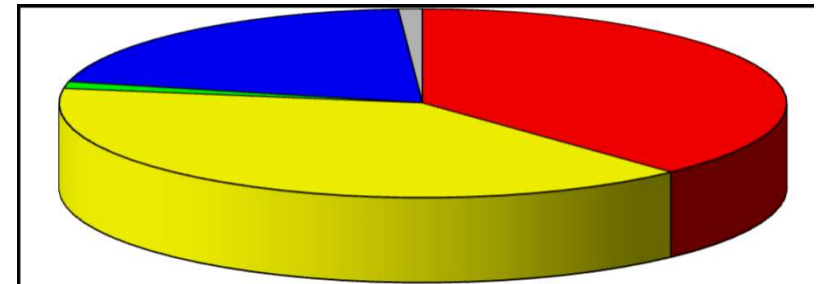


- Attendance & Medical
- Guidance Services
- Media Services
- Specialized Therapies
- Child Study Teams
- Staff Training





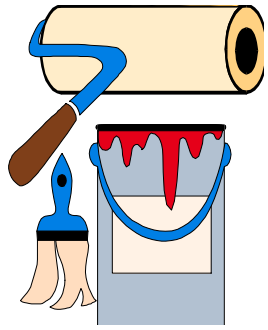
Administrative Services

The Administrative Services include the offices of the Board of Education, Superintendent, Principals, Fiscal Services, and Information Services.



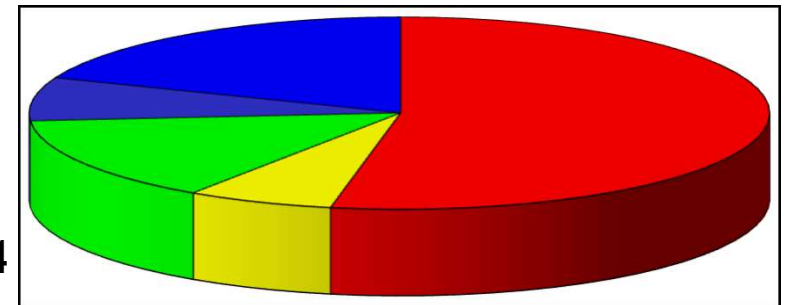
	<u>2015-2016</u>	<u>2016-2017</u>
General Administration	\$ 349,882	357,063
School Administration	367,393	369,666
Board of Education	13,395	10,955
Fiscal Services	188,323	190,542
Information Services	<u>0</u>	<u>10,022</u>
TOTAL	\$ 918,993	938,248

- General Administratn
- School Administration
- Board of Education
- Fiscal Services
- Information Services




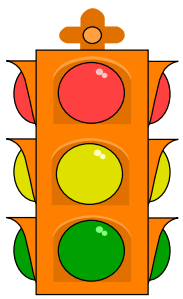
Operation & Maintenance of Plant

The area of Operation and Maintenance of Plant includes the Custodial, Grounds, Security, and Building Services for the district.



- Salaries
- Custodial Services
- Maintenance Services
- Insurance
- Energy

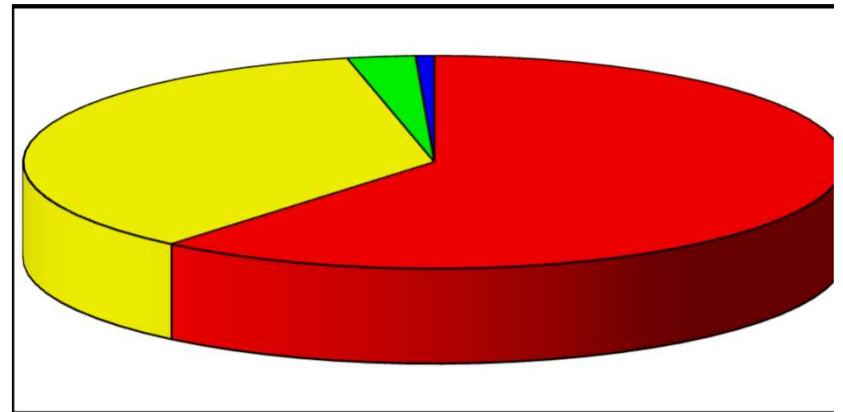
	<u>2015-2016</u>	<u>2016-2017</u>
Salaries	\$ 426,826	528,914
Custodial Services	128,606	63,731
Maint/Security Svcs	51,279	142,330
Insurance	64,746	72,639
Energy	<u>195,489</u>	<u>190,000</u>
TOTAL	\$ 866,946	997,614



Transportation Services

The Transportation Department delivers the district's students to-and-from their respective schools for regular and special instruction, co-curricular activities, and summer programs.

	<u>2015-2016</u>	<u>2016-2017</u>
Regular Ed. Routes	\$ 323,533	326,655
Special Ed. Routes	143,211	190,439
Operations	47,408	41,206
Non-Pub Transportation	14,336	14,336
Co-curr & Summer	<u>3,500</u>	<u>3,900</u>
TOTAL	\$ <u>531,988</u>	<u>576,536</u>

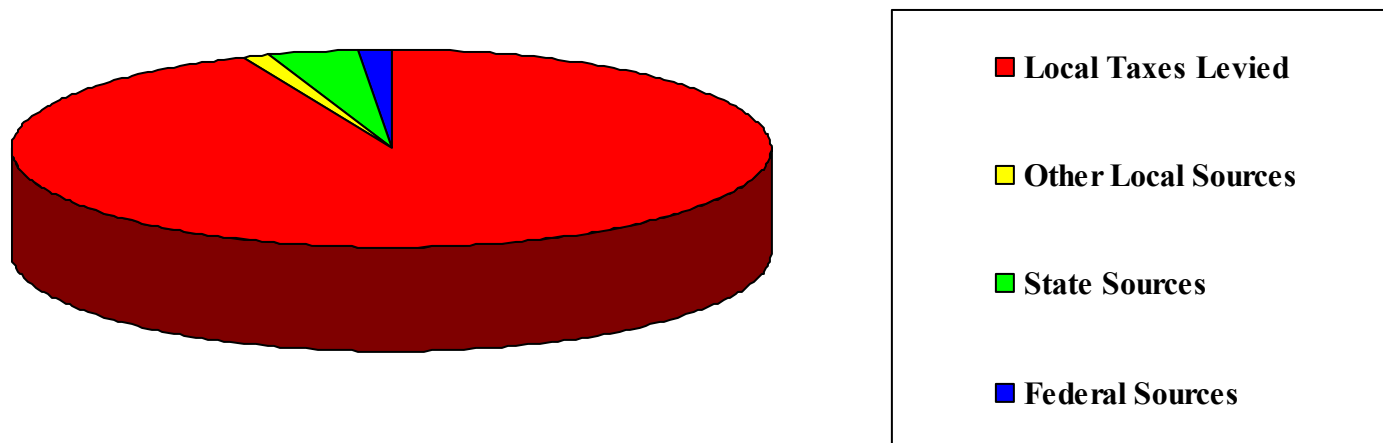


- Regular Transportation
- Special Transportation
- Non Public Transportation
- Co-Curricular & Summer

2016-2017 School Funding Summary

The School Districts in the New Jersey are funded through three sources, the local, state, and federal government. For Fairfield Township, only 5.26% of the total School District Budget is funded by the State or Federal government. As a result, most of the district's funding comes from local sources, primarily our local tax levy.

2016-2017 School District Funding




2016-2017 Other Funds

Restricted Grants: **\$ 161,337**

Local Grants- **NJSIG Safety Grant**
Federal Grants- **Title I/Title II Programs**
 I.D.E.A. Programs

Debt Payments: **\$ 141,773**

Principal Payments on Bonded Debt
Interest Payments on Bonded Debt



2016-2017 Tax Impact

	<u>Tax Year 2015</u>	<u>Tax Year 2016</u>
Assessed Value	\$ 445,410	\$ 445,907
Required Tax Levy	\$ 10,487,978	\$10,708,158
Community Assessment	\$ 2,629,496,403	\$2,620,481,953
Required Tax Rate	\$.4014	\$.4086
Tax Requirement	\$1,788	\$1,822

